



A R K T U R A

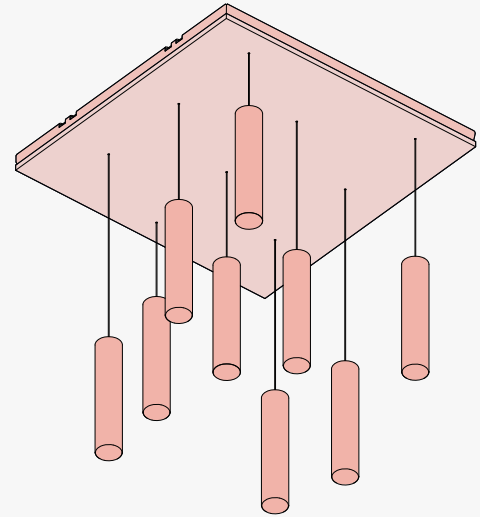
Alluvia[®] Custom



Ceiling System

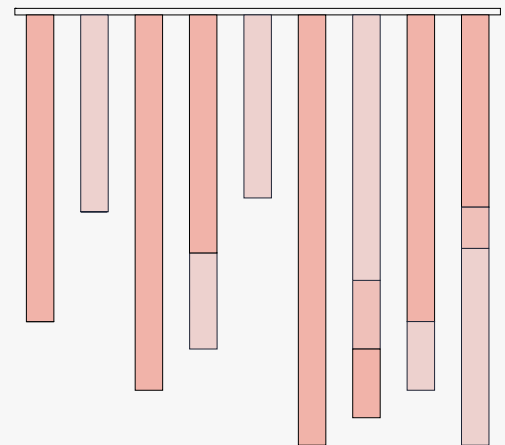
Our Key Features

Even with a minimal number of modules, you can generate huge design impact using Alluvia® Custom. We offer tailorable system components in each tile so that Alluvia® Custom fulfills your design goal, whether you are working with a tall atrium or a lower-height ceiling. The end products come equipped with all the necessary attachments and mounting hardware, making installation approachable and simple. Tubes are easily removable and offer the opportunity to integrate lighting.



Adjustable Drop Lengths

Adjust cable lengths to create a dynamic look with depth, texture, and a sense of movement.



Flexible System Design

Pendants can be direct mounted to adapt to different spaces and ceiling heights, meeting specific project needs.



Scan the QR or Click to
Learn More about Alluvia®

Inspiration



Alluvia® Brings Dynamic Texture to Your Space




Create Your Desired Effect with Custom Lengths and Spacing Easily Integrate Lighting

Inspiration




Cable Hung



Direct Mount



Cable Hung with integrated RGBW Lighting



Direct Mount

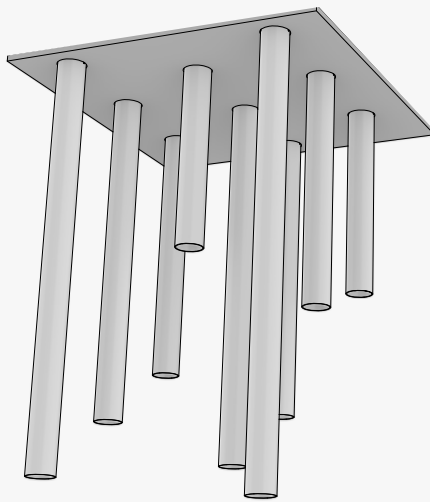
Overview

- 1 Understanding the System
- 2 Optional Accessories
- 3 Case Studies
- 4 Available Finishes
- 5 Product Specifications


1 Understanding the System

Panel Options

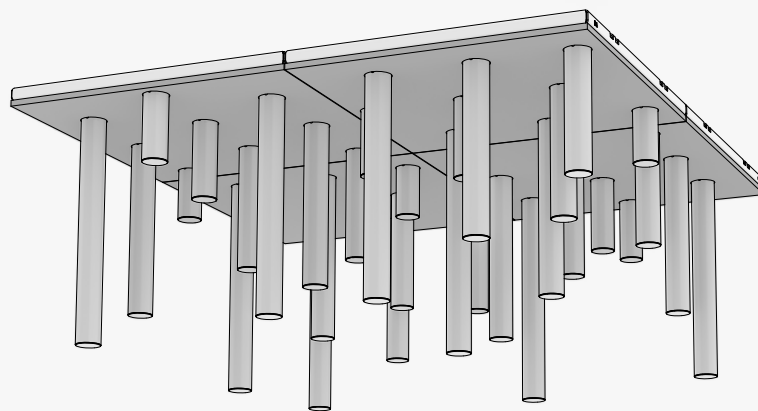
Direct



Cable Hung




Torsion Panels



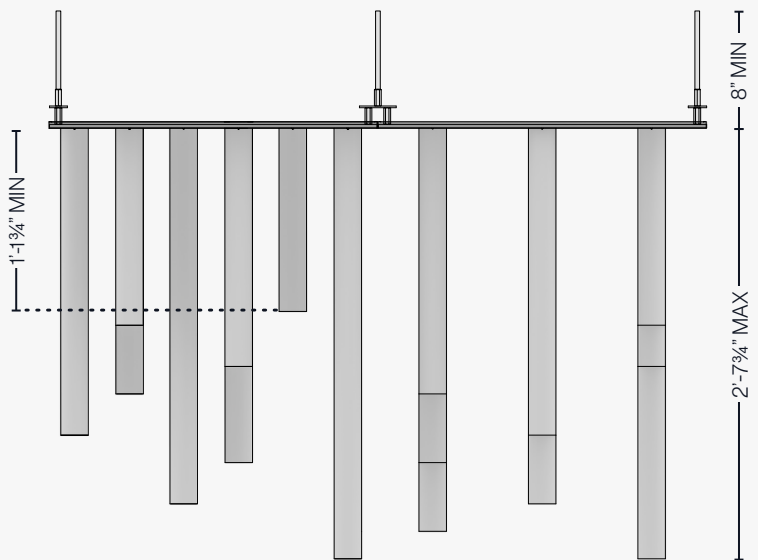
1 Understanding the System

All Thread Hung - Direct

Plan



Elevations

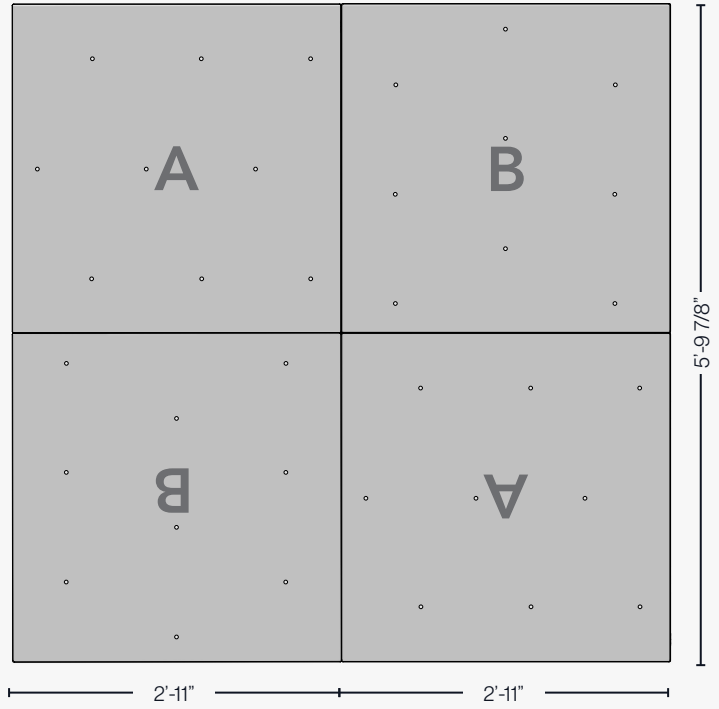


⚠ All dimensions nominal.

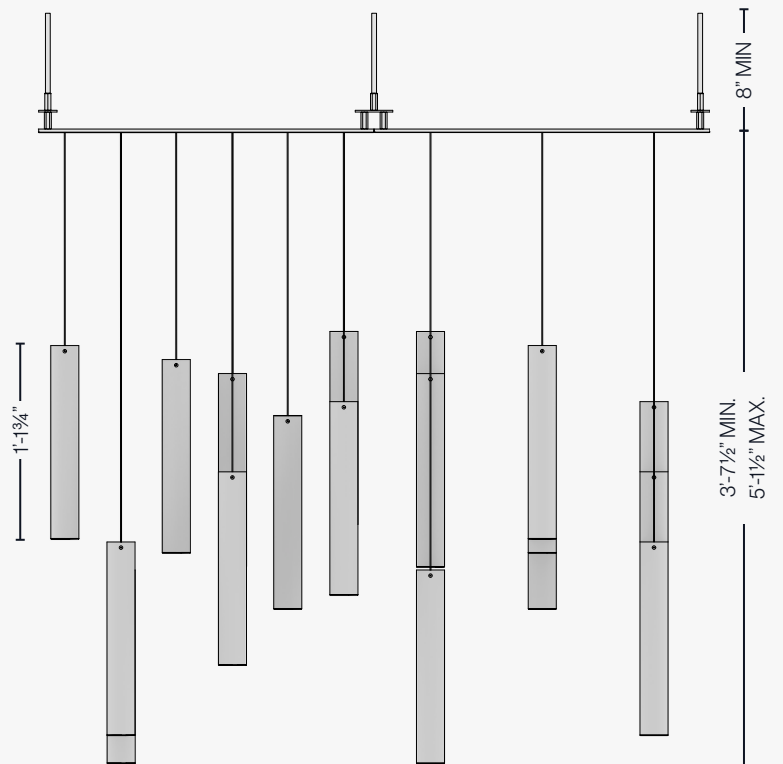
1 Understanding the System

All Thread Hung - Cable Hung

Plan




Elevations



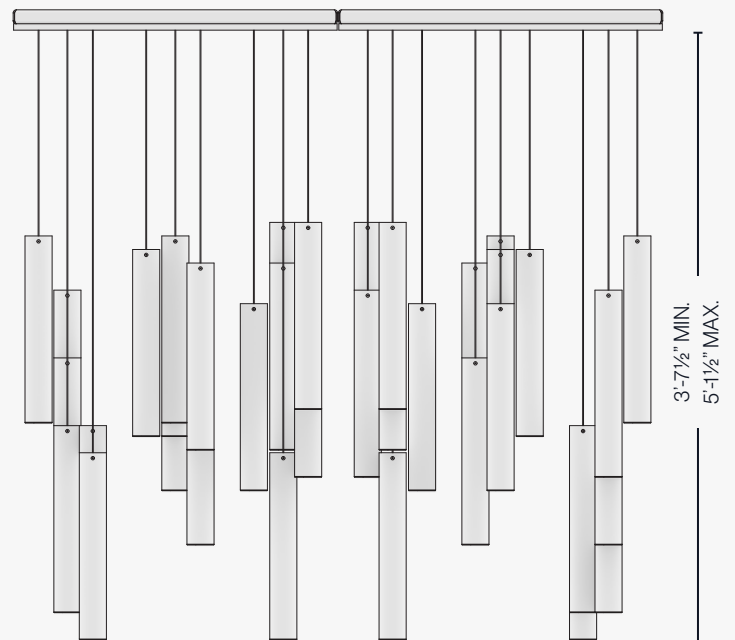
1 Understanding the System

Torsion Spring - Cable Hung

Plan



Elevations



2 Optional Accessories

Lighting




3 Available Finishes

Panel Face

**Soft Sound®
Vivids**
Standard



**Soft Sound®
Elementals**
Standard



ⓘ Due to the nature of non-woven materials, light may pass through Soft Sound® in any thickness or color. A translucent appearance is most apparent in lighter colors and thin material when a light source is present behind the material. Arktura makes no claims or warranties about the material performing as opaque in any circumstance. To verify a products performance for light transmittance, a mockup of the specific intended use is recommended.

3 Available Finishes


Panel Face

**Soft Sound®
Essentials**
Standard



**Soft Sound®
Wood Texture**
Premium

i As with natural wood, variation in color and grain is expected and grain will not align across panels.



! Due to the nature of non-woven materials, light may pass through Soft Sound® in any thickness or color. A translucent appearance is most apparent in lighter colors and thin material when a light source is present behind the material. Arktura makes no claims or warranties about the material performing as opaque in any circumstance. To verify a products performance for light transmittance, a mockup of the specific intended use is recommended.

3 Available Finishes

Aluminum Tube

Powder Coat
Standard Finish
Inspired by our
Vivids Collection



Seaweed
●



Oasis



Mint
●●




Tropica
●●



Moonwalk




Berry




Ruby
●



Papaya
●



Lemonade
●●



Pismo
●

Powder Coat
Standard Finish
Inspired by our
Elementals Collection



Garnet
●



Seaside
●



Haze




Seaglass
●



Harvest



Earthen
●●



Cacao
●●



Terra
●●



Evergreen
●



Basalt
●●

Available in:

- **AAMA 2604** Color
- **AAMA 2604** or **2605** Color

* Non stock, fee **upcharge**




3 Available Finishes

Aluminum Tube



Powder Coat
Standard Finish
Inspired by our
Essentials Collection

					
T-Grid White* (Matte) ••	Arktura White (Matte) ••	Brilliant White* (Gloss) •	Silver Metallic (Semi Gloss) ••	Jet Black (Matte) ••	
					
Aviator Gray (Gloss) ••	Aviator Gray (Matte) ••	Steel Gray ••	Shadow ••	Midnight ••	Coffee •
					
Raw Umber •	Caramel ••	Sandstone ••	Oat ••	Sunflower* •	Torch •
					
Spirit Red (Matte) •	Redwood •	Boysenberry •	Azure* •	Blue Steel* •	Harbor Blue •
					
Forest Green ••	Hartford Green •				

Powder Coat
Premium Metallic
Finish

		
Chilled Champagne (Semi Gloss) ••	Sun Kissed Bronze •	Burnished Bronze (Semi Gloss) ••

Custom Powder Colors
We offer premium non-stock RAL and custom color match options as well. Contact your sales rep for more information.

	
Non-stock Metallic	Non-stock RAL

Available in:

- AAMA 2604 Color
- AAMA 2604 or 2605 Color

* Non stock, fee **upcharge**

* This color was designed to pair with Armstrong color "WH" grid and trim.

4 Product Specifications

System Specs

Module Dimension (WxL)	Optimal Tile Size 2'11" x 2'11"
Pendant Depth	9" to 1'-6"
Panel Material	Aluminum
Face Material	12mm Soft Sound® (PET)
Pendant Material	Aluminum
Fire Rating	ASTM E84 - Class A
Attachment Method	Threaded Rod Torsion Grid (By Others)
Accessibility	Optional
Trimmability	Yes, per installation manual
Accessories	Integrated LED tube lighting (direct mount only)

This product may be the subject of one or more patents or pending patent applications.
See www.arktura.com/intellectual-property for related patent information.