



A R K T U R A

# Atmosfera<sup>®</sup> Rise



---

Ceiling **Baffles**

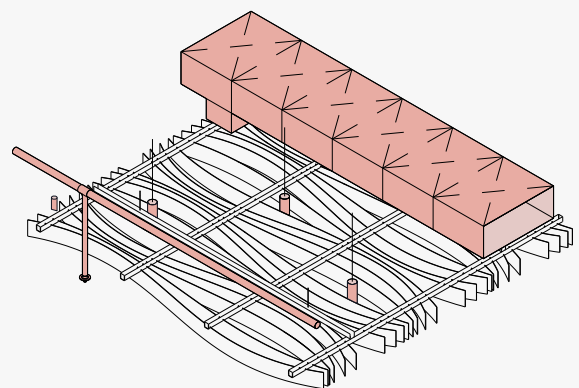
# Our Key Features

Rise's ceiling baffles form a faceted series of geometric planes, it's sharp angles keep your eye engaged along its path as it continues to cut back and forth peeling away new layers. But don't worry, the path is a quiet one thanks to the Soft Sound® fins which provide acoustic control to any space on Rise's trail.



## Reduce Noise & Enhance Acoustics

Atmosfera®'s Soft Sound® material reduces the impact of noise from everyday annoyances like ringing, typing, and chatter resulting in a more pleasant and productive environment. Atmosfera®'s material works in concert with the design to help reduce and control reverberations leaving a lasting impression at scales ranging from assembly halls to conference rooms.



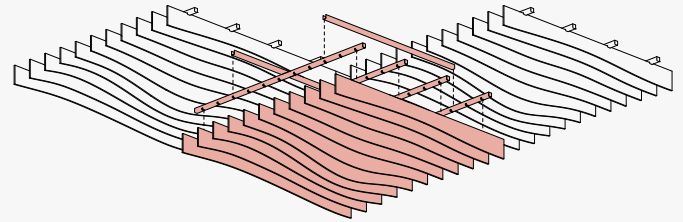
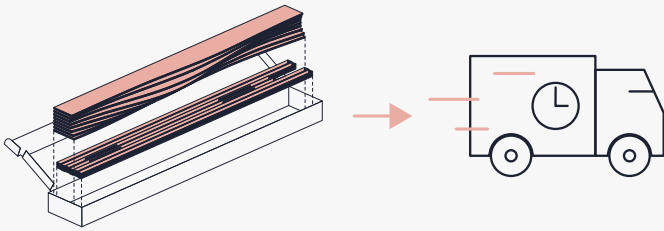
## Open Accessibility in Plan

Atmosfera®'s open design makes integrating systems above or below the modules simple and feasible. Easily removable fins and open structure makes accessing lights, HVAC, rigging points, plumbing, AV equipment, and life safety systems easy for your maintenance team.



Scan the QR or Click to Learn More about Atmosfera®

## Our Key Features

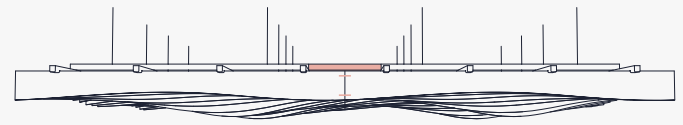


### Faster Shipping & Installation

Because they're preconfigured, production starts as soon as you order. Once complete Atmosphaera®'s easy-to-assemble modules are promptly shipped, helping you cut down installation times and meet your project deadlines.

### Preconfigured Designs & Sizes

For a custom look without the custom price tag, pre-configured Atmosphaera® modules offer innovative design impact with a quick and easy installation process. Achieve a cleaner design in a fraction of the time versus independently hung baffles.



### Easily Field Modifiable

This system allows for some simple modification that can allow it to adapt to your space without having to design a custom system.


### Continuous Straight Baffles

Utilizing a hidden fin and frame alignment system Atmosphaera provides continuity in all directions across your space. Our custom formulated material thickness and density ensures rigidity that limits deflection.


# Inspiration



**Faceted Geometric Texture**



**Unique Acoustic Solution**



**Dynamic Lighting Effect**

# Overview

1 Understanding the System

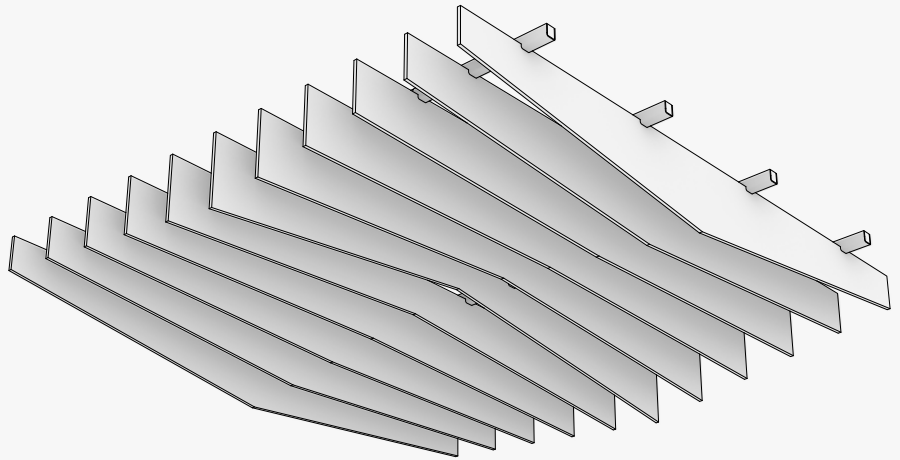
2 Available Finishes

3 Product Specifications

## 1 Understanding the System

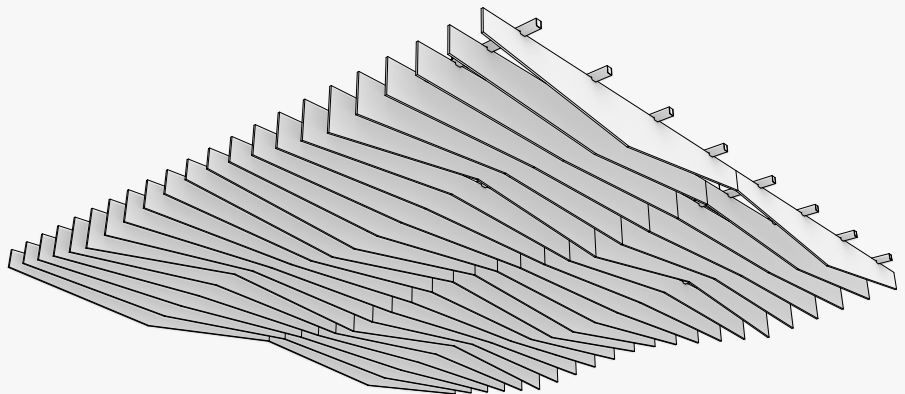
### Standard Module

Modules consist of fins made from Arktura's lightweight & durable Soft Sound® acoustical material supported by stainless steel ribs.



### Multiple Modules

Modules can be seamlessly tiled in multiple directions in plan.



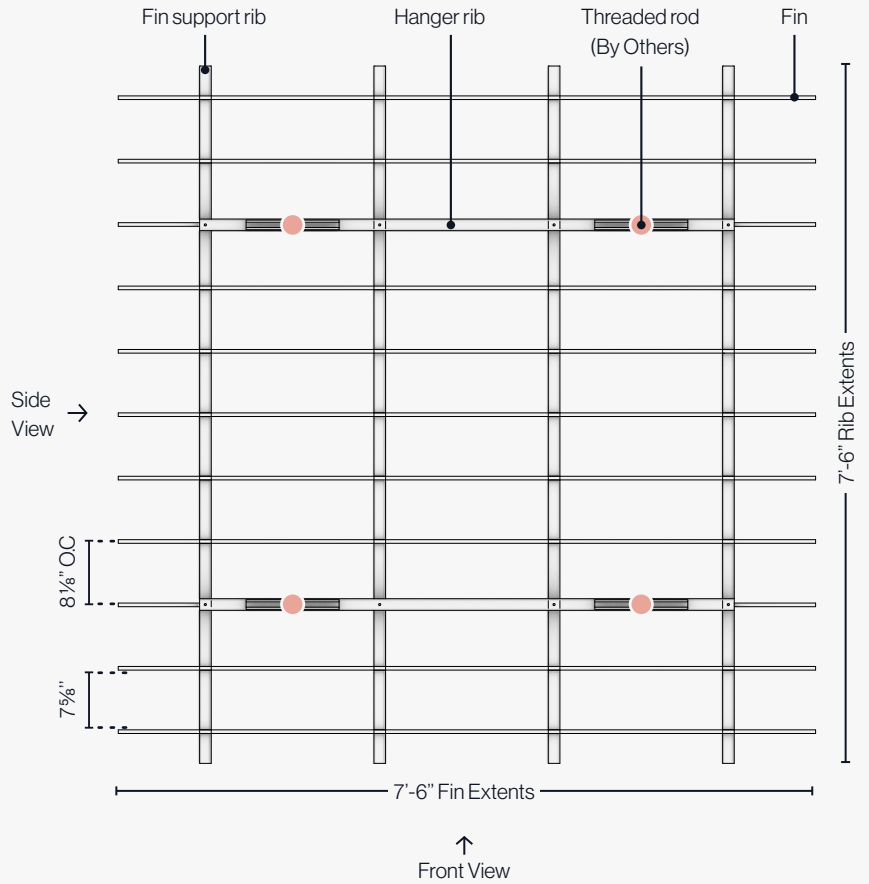
# 1 Understanding the System

## Understanding the Module

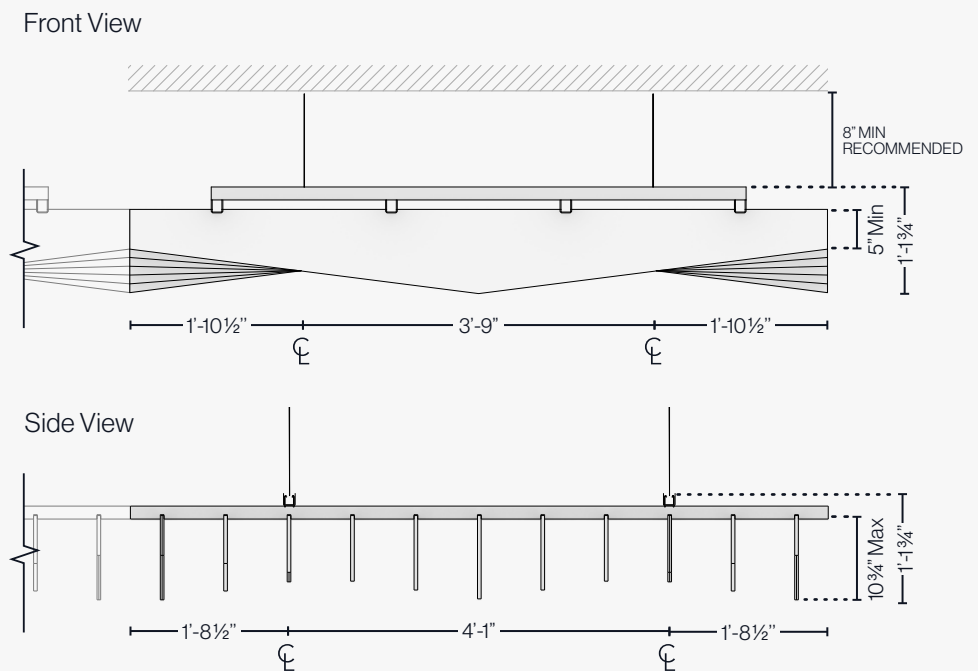
### Plan

Atmosfera® Rise lets you design linear layouts in plan. Create seamless designs for your desired look while adapting to and concealing building elements such as sensors, sprinklers, and lighting.

86% Open in Plan



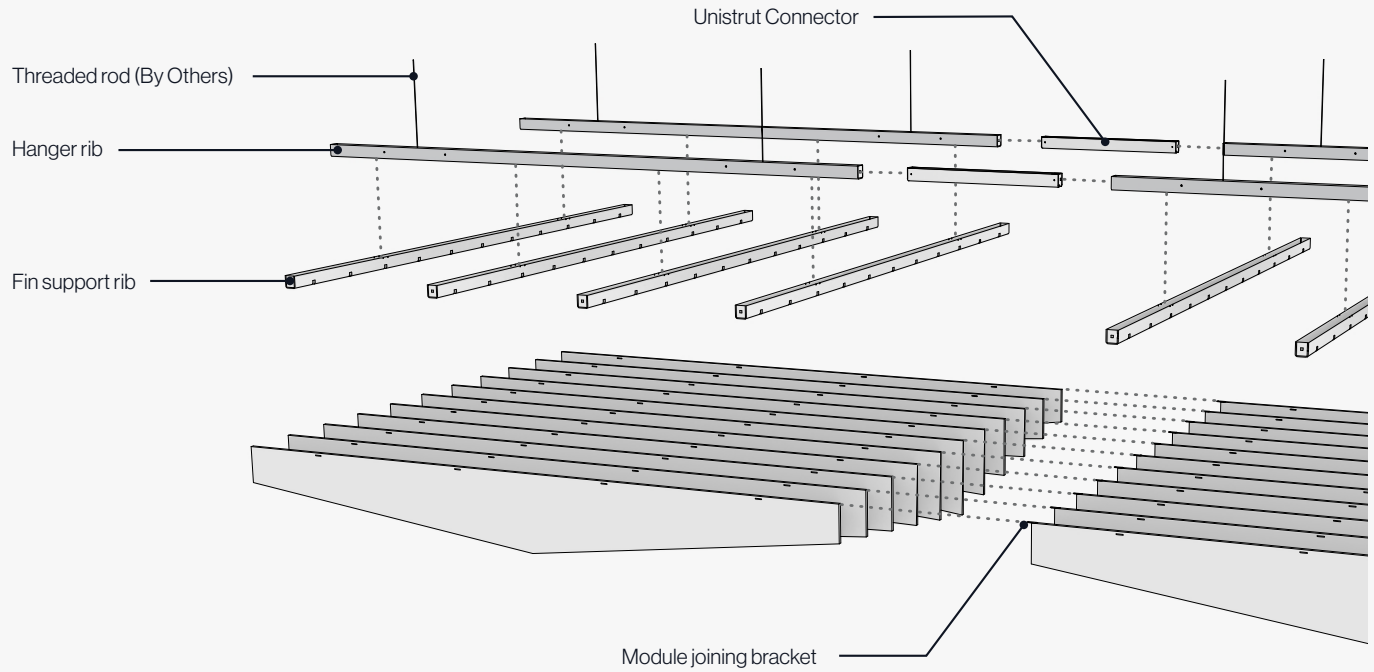
### Elevations



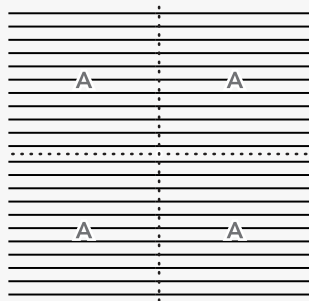
# 1 Understanding the System

## Attachment Details

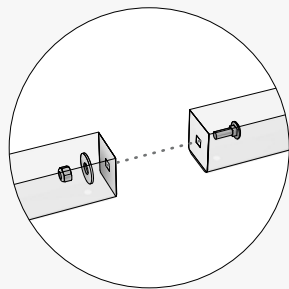
Atmosfera® Standard is designed for ease of install and assembly. Use available joining brackets to achieve seamless fin to fin connections across modules with ease.



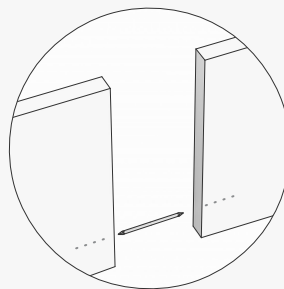
**Multiple Modules Grid**



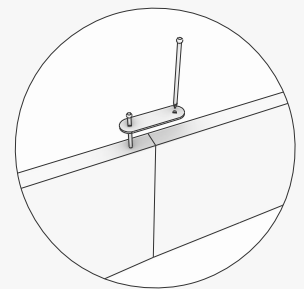
**Unistrut Connector and Rib End to End Connection**



**Cross-Module Alignment Pin**




**Module Joining Bracket**




## 2 Available Finishes

### Baffle Color

**Soft Sound®**  
**Vivids**  
Standard



**Soft Sound®**  
**Elementals**  
Standard



ⓘ Due to the nature of non-woven materials, light may pass through Soft Sound® in any thickness or color. A translucent appearance is most apparent in lighter colors and thin material when a light source is present behind the material. Arktura makes no claims or warranties about the material performing as opaque in any circumstance. To verify a products performance for light transmittance, a mockup of the specific intended use is recommended.

2 Available Finishes


Baffle Color

**Soft Sound®  
Essentials**  
Standard



**Soft Sound®  
Wood Texture**  
Premium

*i* As with natural wood, variation in color and grain is expected and grain will not align across panels.



**!** Due to the nature of non-woven materials, light may pass through Soft Sound® in any thickness or color. A translucent appearance is most apparent in lighter colors and thin material when a light source is present behind the material. Arktura makes no claims or warranties about the material performing as opaque in any circumstance. To verify a products performance for light transmittance, a mockup of the specific intended use is recommended.

## 2 Available Finishes

### Steel Ribs

**Powder Coat**  
Standard Finish  
Inspired by our  
Vivids Collection



Seaweed  
●



Oasis



Mint  
●●



Tropica  
●●




Moonwalk




Berry



Ruby  
●



Papaya  
●



Lemonade  
●●



Pismo  
●

**Powder Coat**  
Standard Finish  
Inspired by our  
Elementals Collection



Garnet  
●



Seaside  
●



Haze




Seaglass  
●




Harvest



Earthen  
●●



Cacao  
●●



Terra  
●●



Evergreen  
●



Basalt  
●●

Available in:

- **AAMA 2604** Color
- **AAMA 2604** or **2605** Color

\*Non stock, fee **upcharge**


2 Available Finishes

Steel Ribs

**Powder Coat**  
Standard Finish  
Inspired by our  
Essentials Collection




**Powder Coat**  
Premium Metallic  
Finish



**Custom Powder Colors**

We offer premium non-stock RAL and custom color match options as well. Contact your sales rep for more information.



Non-stock  
Metallic

Non-stock  
RAL

Available in:

- AAMA 2604 Color
- AAMA 2604 or 2605 Color

\* Non stock, fee **upcharge**

\* This color was designed to pair with Armstrong color "WH" grid and trim.

### 3 Product Specifications & Certifications

#### System Specs

<b>Dimensions (WxLxD)</b>	7'-6" x 7'-6" x 10 7/8"
<b>Fin Material</b>	12mm Soft Sound® (PET)
<b>Frame Material</b>	Steel
<b>Openness in Plan</b>	86%
<b>Fire Rating</b>	ASTM E84 - Class A
<b>Attachment Method</b>	3/8" Threaded Rod (By Others)
<b>Accessibility</b>	Yes, removable Clips at Each Fin
<b>Trimmability</b>	Yes, per installation manual

This product may be the subject of one or more patents or pending patent applications.  
See [www.arktura.com/intellectual-property](http://www.arktura.com/intellectual-property) for related patent information.