



A R K T U R A


Graphic Perf[®] Interior



Ceiling, Wall, Railing, & Cladding Panels

by Solutions Studio[®]

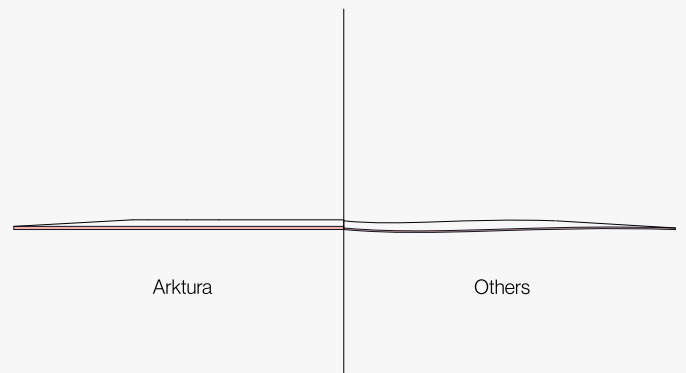
Our Key Features



If you've ever wished that perforated panels could be something more, consider your wish granted. Our Scripted & Photoreal custom products are perforated panels that can be customized to create any design or image you can dream up, whether it's branding, a photo or custom graphic. Work with an Arktura expert to create a one-of-a-kind look that is sure to set you, and your design, apart from the crowd. And then add optional backlighting for a beautiful glow or our Soft Sound® backer for acoustic control.

Customizable System

Apply your creative vision to a standard system. We turn your image or custom pattern into easy-to-install perforated panels to create your desired effect across walls and ceilings.




Superior Flatness & Durability

Graphic Perf® panels may be composed in 3/16" or 1/2" thickness, which, in combination with our precision processes, results in unrivaled flatness and performance.




Scan the QR or Click to Learn More about Graphic Perf®

Our Key Features



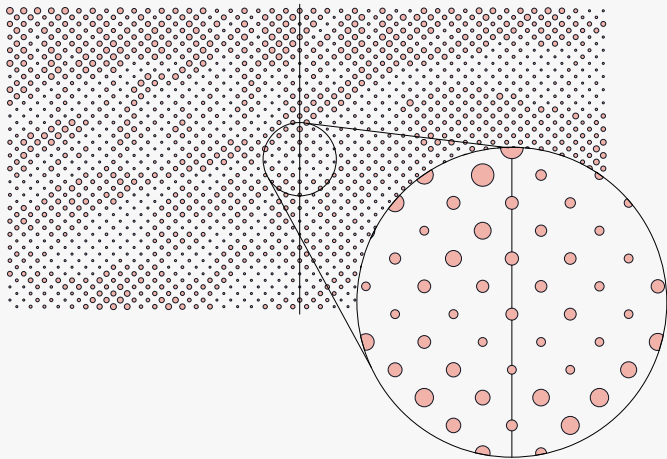
Collaborative Process

Our project managers translate your goals and design opportunities into a precise workflow. We factor in all base building criteria, then produce detailed software-generated shop drawings to guide our precision manufacturing.



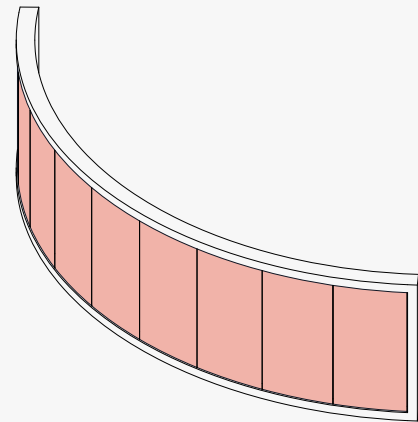
Larger Panel Sizes

With a range in panel sizing, Graphic Perf® allows for larger panel specification resulting in fewer seams and lower installation time.



Continuous Pattern Aesthetic


Achieve uninterrupted patterning across your space. Graphic Perf® perforations bridge the seams between panels, resulting in a continuous pattern or graphic.



Ability to Curve Panels

Graphic Perf® panels can be rolled to result in smoothed, radiused applications. Curves may be tailored to adapt to almost any architectural design.


Inspiration



Graphic Perf® Adapts to the Geometry of Your Space



Translate Your Imagery to Perforated Panels



Design Your Own Scripted Patterns

Applications



Column Cladding

Transform columns into a canvas through distinctive cladding that enhances aesthetics and unifies spaces while masking structural elements.



Guardrails

Build beautiful custom guardrails that address form and function seamlessly, introducing unique perforated patterning that flows through your space.



Curved Panel

Map your perforated design across curved panels, manufactured to flow organically within your configuration and design demands.



Clear Span Panels / Partitions

Create panels and partitions that span continuously from wall to ceiling in any space.

Applications



Operable/Sliding Walls

Use Graphic Perf® to create one of a kind operable walls that suit your space's demands and transform your choice of imagery or patterning into structural solutions.




Building Integration Masking

Easily mask structural elements, HVAC, and other unsightly building infrastructure by utilizing Graphic Perf®'s various ceiling and wall applications.



Illuminated Walls & Ceilings

Integrate even, energy-efficient illumination into ceilings and walls. Choose from various color temperatures, or select DMX controllable RGB LED options. The possibilities are endless.



Suspended Walls

Design unparalleled suspended panels that establish clear separation without visual obstructions.


Overview

- 1 Understanding the System
- 2 Graphic Perf® Process
- 3 Case Studies
- 4 Optional Accessories
- 5 Available Finishes
- 6 Product Specifications
- 7 Available Pattern Solutions

1 Understanding the System

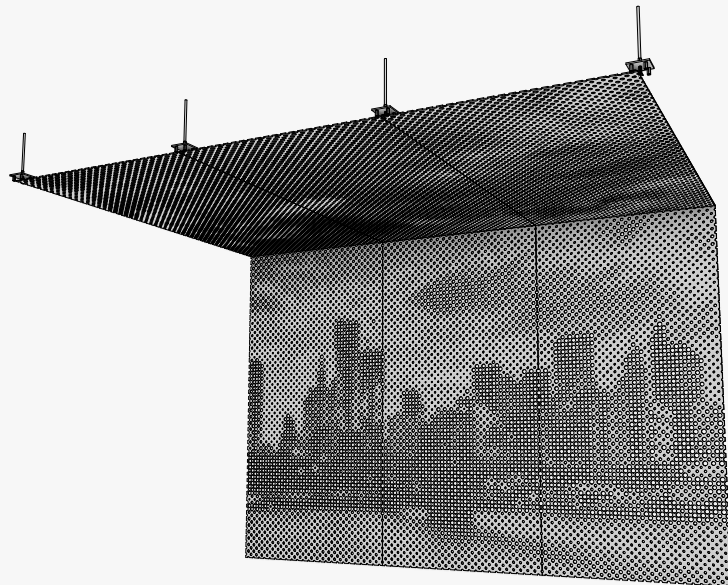
Graphic Perf® Panel

Graphic Perf® converts your design or image across metal panels.



Flexible Across Walls & Ceilings

Graphic Perf® works equally well across walls or ceilings and allows for seamless continuity of imagery and pattern across transition points.




2 Graphic Perf® Process

Option A: Photoreal



Your Image

The Graphic Perf® process starts with your image. Select the photo, logo, or graphic you want translated to metal. Inquire about available scripted options.



Translation

Our proprietary software help translate your image into pattern, spanning across panels to fit your desired space, and the needs of your project.



Perforation


We use state-of-the-art tools and techniques to precision manufacture seamlessly tileable grid compatible panels that bring your image to life.

Option B: Scripted



Inspiration

You provide the reference, be it an image or sketch.



Computer Generated Artwork

Our software allows for a multitude of options to individually design each shape, perforation, and opening of your artwork.



Perforation

We use state-of-the-art tools and techniques to precision manufacture seamlessly tileable grid compatible panels.

3^a

Case Studies - Newmont Goldcorp


Curved Photo Inspired Paneling

Newmont Goldcorp's office was designed by Group5 design with a focus on encouraging collaboration between employees. The curved backlit panels created by Arktura's Graphic Perf® Photoreal custom system allows for an open yet separate partition between client reception and the staff lounge.



3rd Party Backlighting Solution


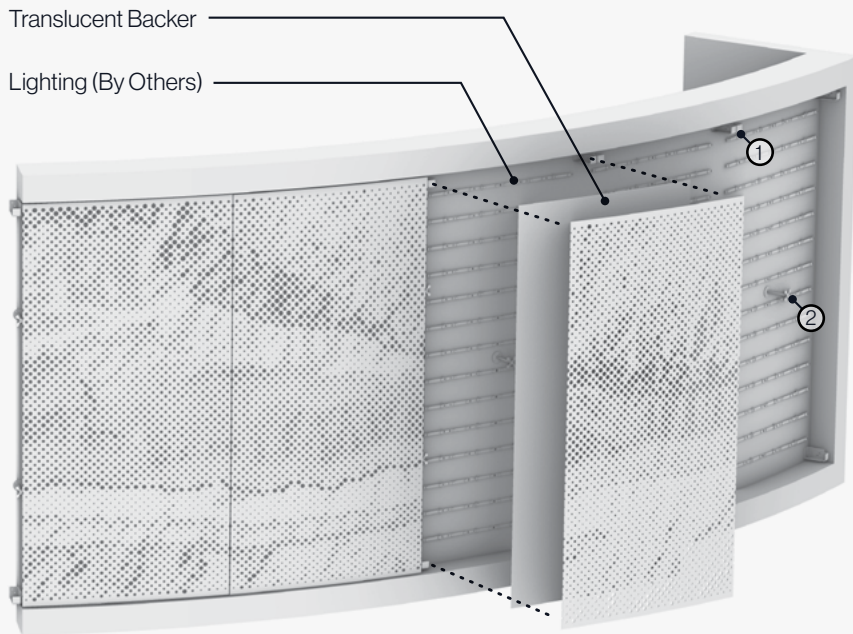
While Arktura offers its own integrated backlighting solutions, this project highlights the flexibility of Graphic Perf® to work with 3rd party illumination.



3^a Case Studies - Newmont Goldcorp


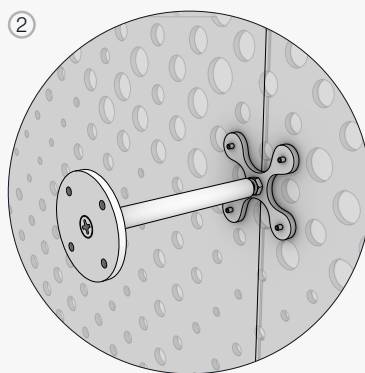
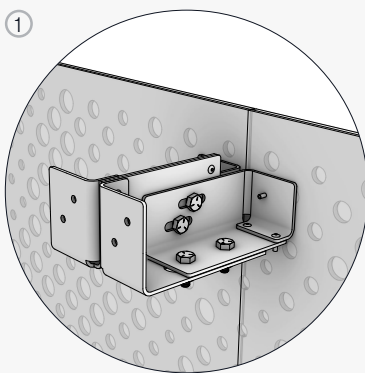
Gauging the Curve

Graphic Perf® is adaptable to various gauges of metal to achieve a range of curvatures required by your project. In this case study Arktura cost effectively designed the panel pieces to establish a minimal bend radius that allowed the curvature to be achieved with minor modifications to the panel. This was made possible by considerations in Alloy, Gauge, and Panel Size, and standoff attachments.



Flexible Attachments

The unique standoff attachments were designed to accommodate the cavity depth required to house components provided by outside supplier of backlight system.




Two Standoff Methods designed to maximize support and prevent obstruction of perforations.

3^b Case Studies - GATX

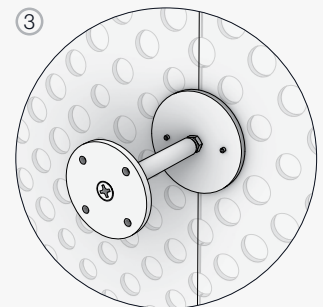
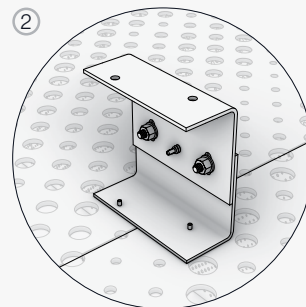
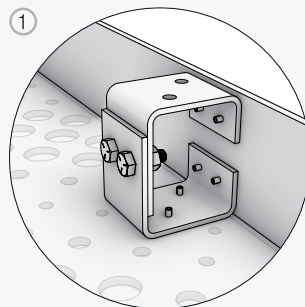
Perforated Passage

PBD's design focused on industrial materials to celebrate GATX's history as a global railcar leader. Utilizing Graphic Perf® Photoreal and Arktura Backlighting resulted in a sophisticated aesthetic and furthered the ability to incorporate branded elements throughout the ceiling and wall system.



Flexible Attachments

Utilizing a unique combination of Standoff Attachment brackets designed to accommodate cavity depth requirements specified to house lighting by others, or Arktura Backlighting ensures non obstruction of pattern and engineering stamp for the components by Arktura.



Three Attachment Methods designed to maximize support and prevent obstruction of perforations.

3^b Case Studies - GATX

Attachment Method

Our advanced manufacturing technology allows for infinite variations in hole size, which preserves the clarity of the input image. The combination of Arktura Backlighting, and a Frosted Transparent Backer behind each panel brings the photo to reality through illumination.

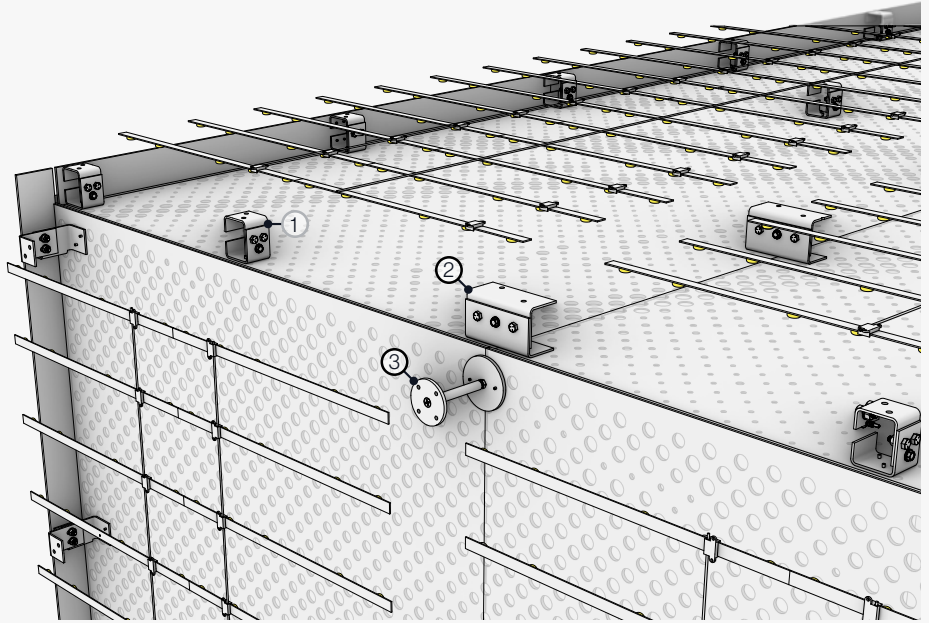


Photo Inspired Paneling

Our proprietary software tools translate images into a pattern of holes, sized and distributed to reproduce exactly the gradations of light and dark.



3^c Case Studies - Confidential Client

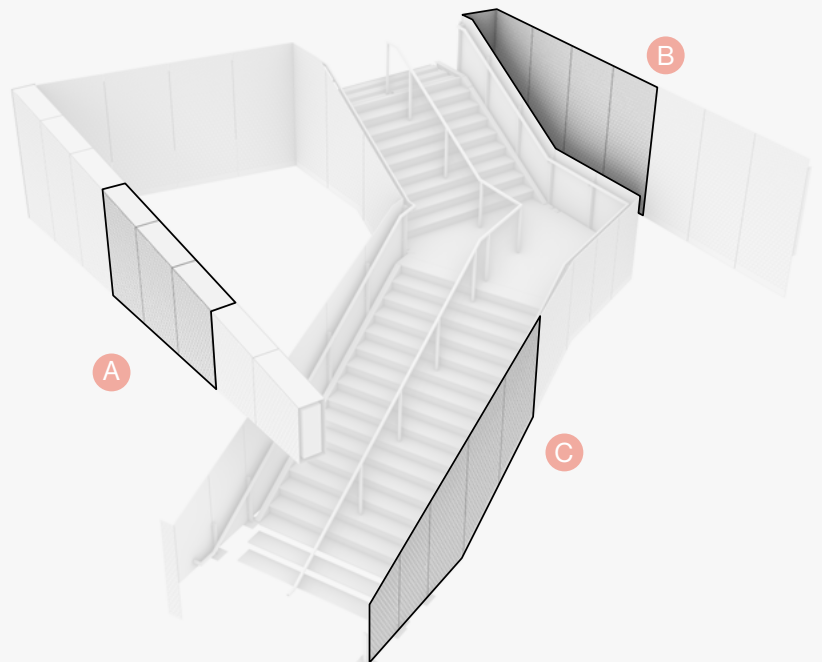
Scripted Cladding and Guardrails

The office renovation by Gensler for a confidential technology client focused on creating a human-centric and agile workspace, designed around human movement patterns. The stair guardrails and beam cladding designed with Arktura's Graphic Perf® Scripted create a point of orientation in the flow of social engagement within the structure.



Three System Types for One Solution

Through proprietary scripted pattern technology Arktura was able to generate seamless pattern aesthetic across cladding, guardrails, and stair railings to create a uniform structure combining three systems.

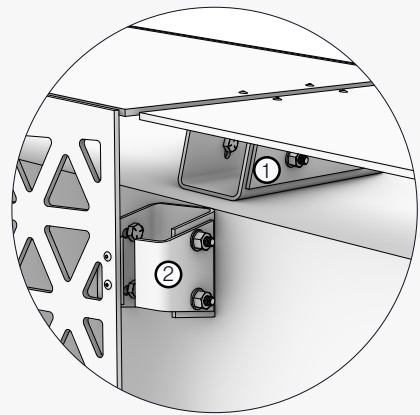
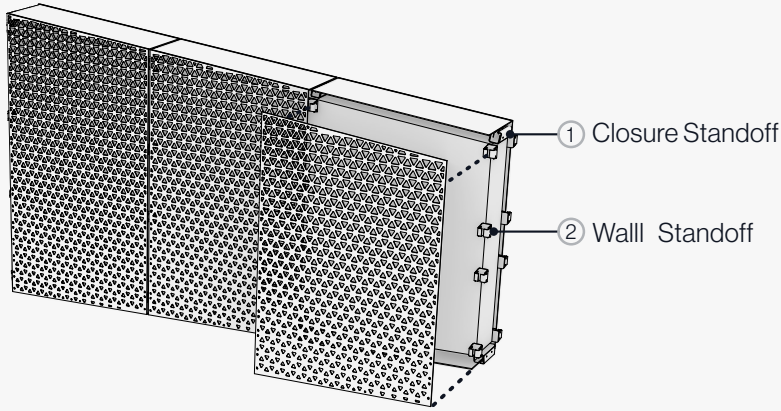


3^c Case Studies - Confidential Client

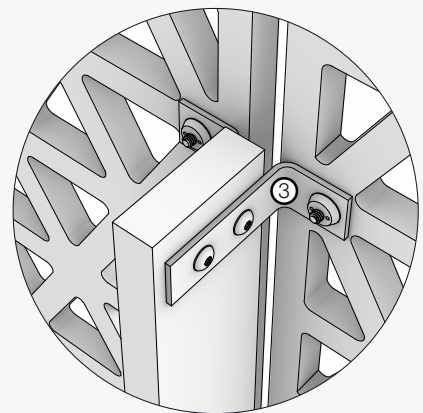
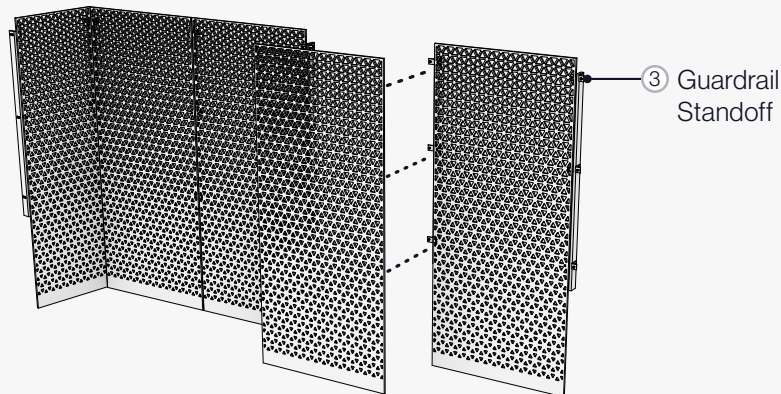
System Attachment Details

This case study utilizes three varying types of standoffs to meet specific engineering requirements- Wall, Closure, and Railing. Arktura's Project Manager will work in tandem with engineer and architect of record to meet & optimize design intent to minimize visibility of standoff and maximize the seamless nature of the scripted pattern.

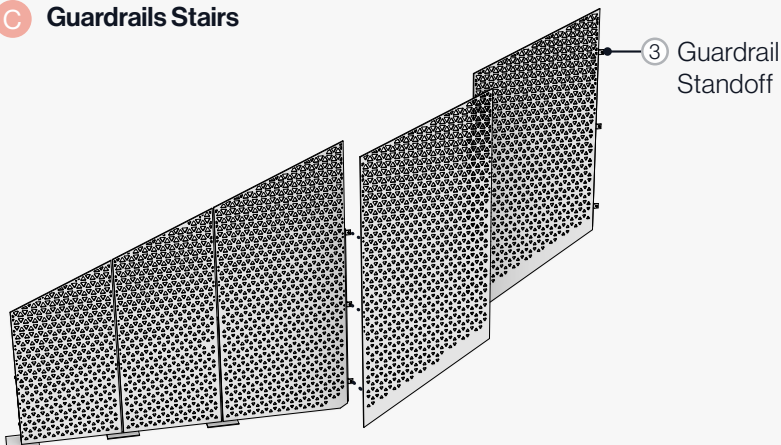
A Beam Cladding



B Guardrails




C Guardrails Stairs



4 Optional Accessories

Lighting



Backlighting


Arkтура Backlighting allows you to fully illuminate your ceiling and wall panel installs, creating beautiful evenly lit surfaces. These fixtures are available in high and low output versions, both dimmable.



RGB Lighting

Arkтура offers RGB Backlighting that can be tailored to your design vision, with available programmatic animation, to bring your project to life.

Backers




Soft Sound® Backer

Using our Soft Sound® backers, you can achieve a variety of NRC ratings.



Translucent Backer

Our proprietary light diffusing backers can be used to create a functional or decorative lighting effect in any space.



Mesh Backer

Use available mesh backers to create another layer of depth while further masking substructures.

i Illustrative diagrams. Perforations will be custom to your design.


5 Available Finishes

Aluminum Panel

Powder Coat
Standard Finish
Inspired by our
Vivids Collection



Powder Coat
Standard Finish
Inspired by our
Elementals Collection



Available in:
 ● AAMA 2604 Color
 ●● AAMA 2604 or 2605 Color
 *Non stock, fee **upcharge**


5 Available Finishes

Aluminum Panel

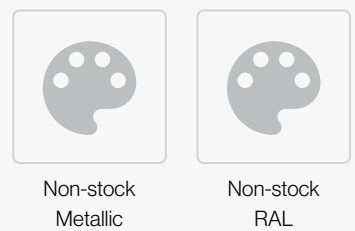
Powder Coat
Standard Finish
Inspired by our
Essentials Collection



Powder Coat
Premium Metallic
Finish



Custom Powder Colors
We offer premium non-stock RAL and custom color match options as well. Contact your sales rep for more information.



Available in:

- AAMA 2604 Color
- AAMA 2604 or 2605 Color

* Non stock, fee **upcharge**

* This color was designed to pair with Armstrong color "WH" grid and trim.

5 Available Finishes

Optional Translucent Backer


Polycarbonate
Available in interior and UV stable exterior options.




Frosted

Optional Soft Sound® Backer


Soft Sound® Vivids
Standard




Nori




Tidal



Seafoam



Bamboo




Cosmos




Plum




Azalea



Sorbet



Buttercream




Blush


Soft Sound® Elementals
Standard




Ube



Baltic




Caspian




Cortez




Honey



Sienna




Truffle



Morel



Cypress



Pebble

ⓘ Due to the nature of non-woven materials, light may pass through Soft Sound® in any thickness or color. A translucent appearance is most apparent in lighter colors and thin material when a light source is present behind the material. Arktura makes no claims or warranties about the material performing as opaque in any circumstance. To verify a products performance for light transmittance, a mockup of the specific intended use is recommended.

5 Available Finishes


Optional Soft Sound® Backer

Soft Sound® Essentials
Standard



Soft Sound® Wood Texture
Premium

ⓘ As with natural wood, variation in color and grain is expected and grain will not align across panels.



ⓘ Due to the nature of non-woven materials, light may pass through Soft Sound® in any thickness or color. A translucent appearance is most apparent in lighter colors and thin material when a light source is present behind the material. Arktura makes no claims or warranties about the material performing as opaque in any circumstance. To verify a products performance for light transmittance, a mockup of the specific intended use is recommended.

6 Product Specifications & Certifications

System Specs


Panel Size (WxH)	5'-11" by 11'-11" Max (Panel Size Max is nominal & varies depending on application and attachment method of system specification)
Material	Aluminum or Steel
Openness in Plan	Varies by design
Fire Rating	Non-Combustible
Ceiling Attachment	Hanging Bracket (Included) and Threaded Rod (By Others)
Wall Attachment	Steel, and polycarbonate standoffs
Accessibility	Optional
Accessories	Frosted backer, Backlight, RGB Backlight, Soft Sound® Backer

This product may be the subject of one or more patents or pending patent applications. See www.arktura.com/intellectual-property for related patent information.


7 Available Pattern Solutions

Inspiration Library


Choose from a variety of patterns from Vapor®, Graphic Perf®, Trace®, or SoftScreen® to transpose into a Graphic Perf Scripted Solution, create a custom Photoreal Image of your own, or visit www.arktura.com for more inspirations.




Mesh



Weave




Cora



Vanish Out




Terra




Horizon




Frequency




Vertex




Mist



Liana




Cluster




Alcazar

7 Available Pattern Solutions


Inspiration Library




Stack




Vanish In




Knit




Syntax




Trace




Syntax




Cluster Dense




Cluster Sparse




Trail



Cumula



Bloom



Create Custom Photoreal Pattern