



A R K T U R A

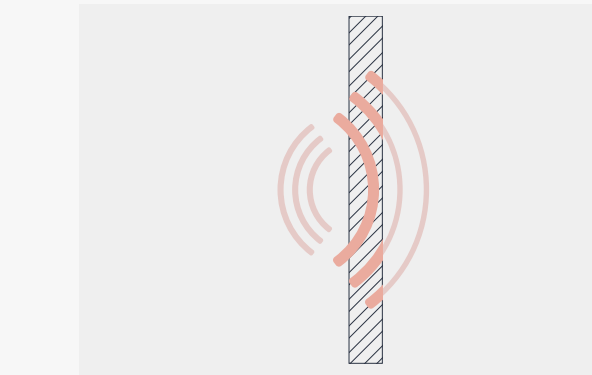
# Vapor<sup>®</sup> Breeze



Ceiling & Wall **Panels**

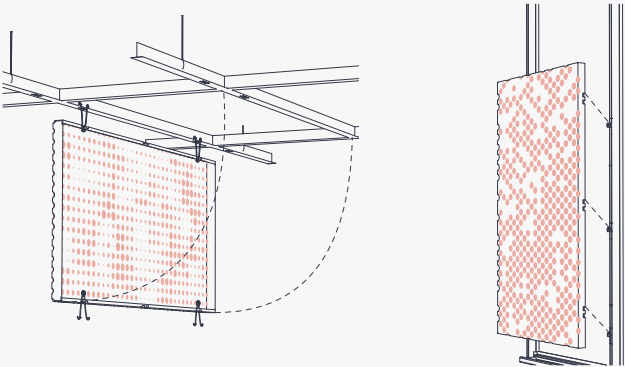
# Our Key Features

Vapor® Breeze's 600mm x 1200mm powder-coated aluminum torsion spring panels create an organic feel by organic natural inspirations echoing the flurry of air, or the murmururation of butterflies. The pattern continues seamlessly from panel to panel, and with the option of Soft Sound® backers, you can evoke nature while reducing the amount of ambient noise. For added dynamic effect, try our integrated backlighting to illuminate your space and form a design that truly shines.



## Reduce Noise & Enhance Acoustics

Vapor®'s optional Soft Sound® backer material reduces the impact of noise from everyday annoyances like ringing, typing, and chatter resulting in a more pleasant and productive environment. The Soft Sound® backer works in concert with the design to help reduce and control reverberations leaving a lasting impression at scales ranging from assembly halls to conference rooms.




## Easy Installation & Access

Vapor® panels offer easy install, using quick torsion spring attachment across standard ceiling grid systems or simple wall attachment using our Vertika® channel system.



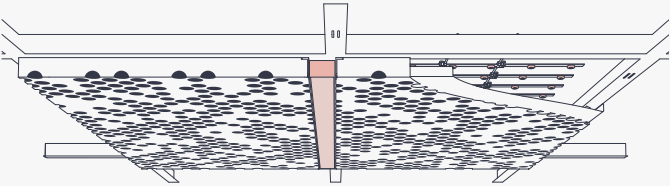
## Superior Flatness & Strength

Vapor® panels are manufactured from aluminum that is on average 50% thicker than the competition, which in combination with our precision processes result in unrivaled flatness.



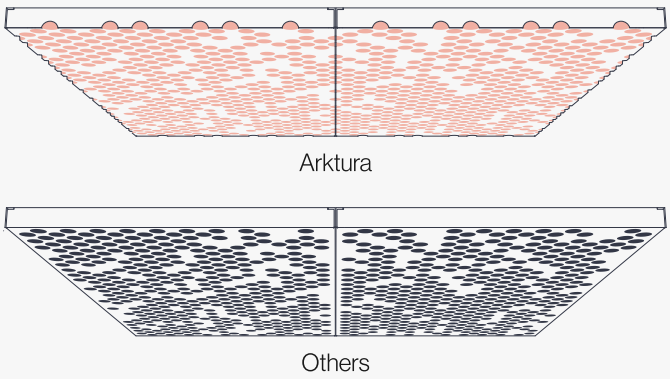
## Preconfigured Solutions

Vapor® panels are scalable, seamlessly tileable preconfigured solutions designed with a dynamic array of criteria and effects in mind. Choose from our growing library of patterns to uniquely impact your project.



## Integrated Lighting Options

Arktura's Vapor® line makes it easy to seamlessly add illumination and lighting effects to your projects, through available integrated InLine and Backlighting options.



## Continuous Pattern Aesthetic

Achieve uninterrupted patterning across your space. Vapor® patterns have perforations that wrap around the edges of each panel, concealing where patterns start and end.



# Inspiration



**Create Dynamic Texture and Enhance Acoustics in any Interior Space**



**Illuminate your Space with Arktura Backlighting**



**Make an Eye-Catching Entrance**

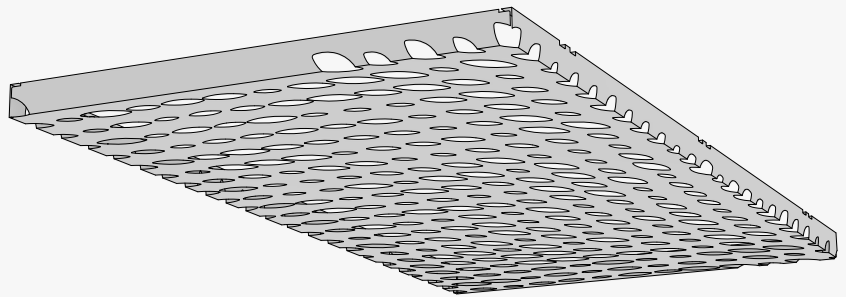
# Overview

- 1 Understanding the System
- 2 Optional Accessories
- 3 Available Finishes
- 4 Product Specifications

## 1 Understanding the System


### Standard Panel

Vapor® is a modular accessible aluminum panel system designed to work with torsion grid. Customization is available.



### Seamlessly Join Walls & Ceilings

Vapor® easily transitions from one plane to another and around corners.





# 1 Understanding the System

## Understanding the Panel

The pattern surface is created using 4 unique tiles in a specific arrangement that minimizes visual repetition across your space.

Panel A: 27% Open

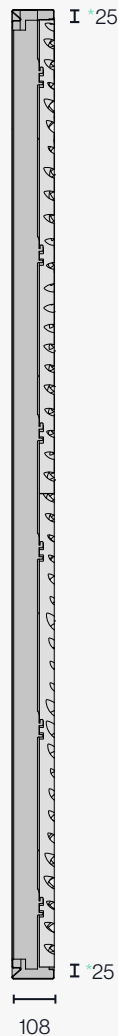
Panel B: 23% Open

Panel C: 24% Open

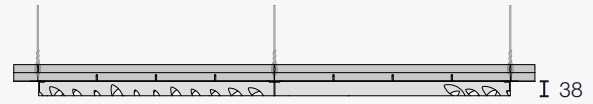
Panel D: 23% Open

\* Vertika® Trim

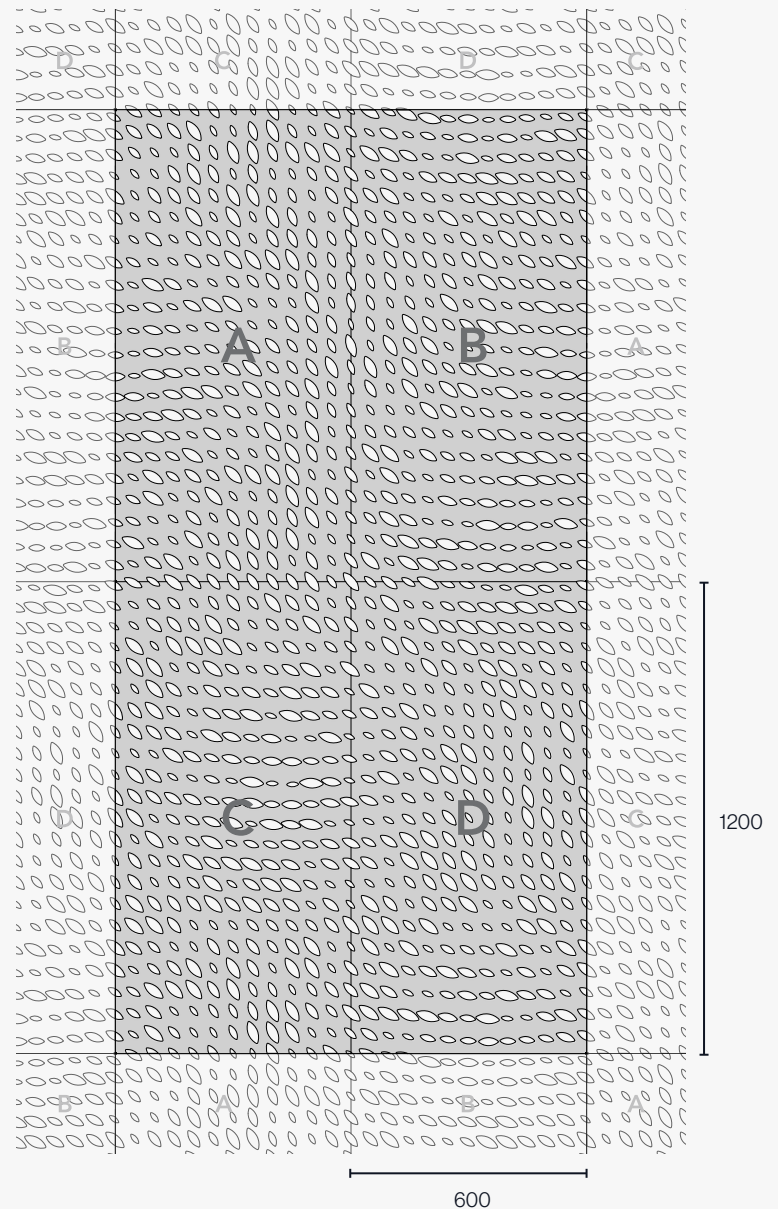
Wall Section



Ceiling Section



Panel Configuration, Wall or Ceiling



All dimensions are in mm unless otherwise specified.

All dimensions nominal.

# 1 Understanding the System

## Accessory Options - Ceiling

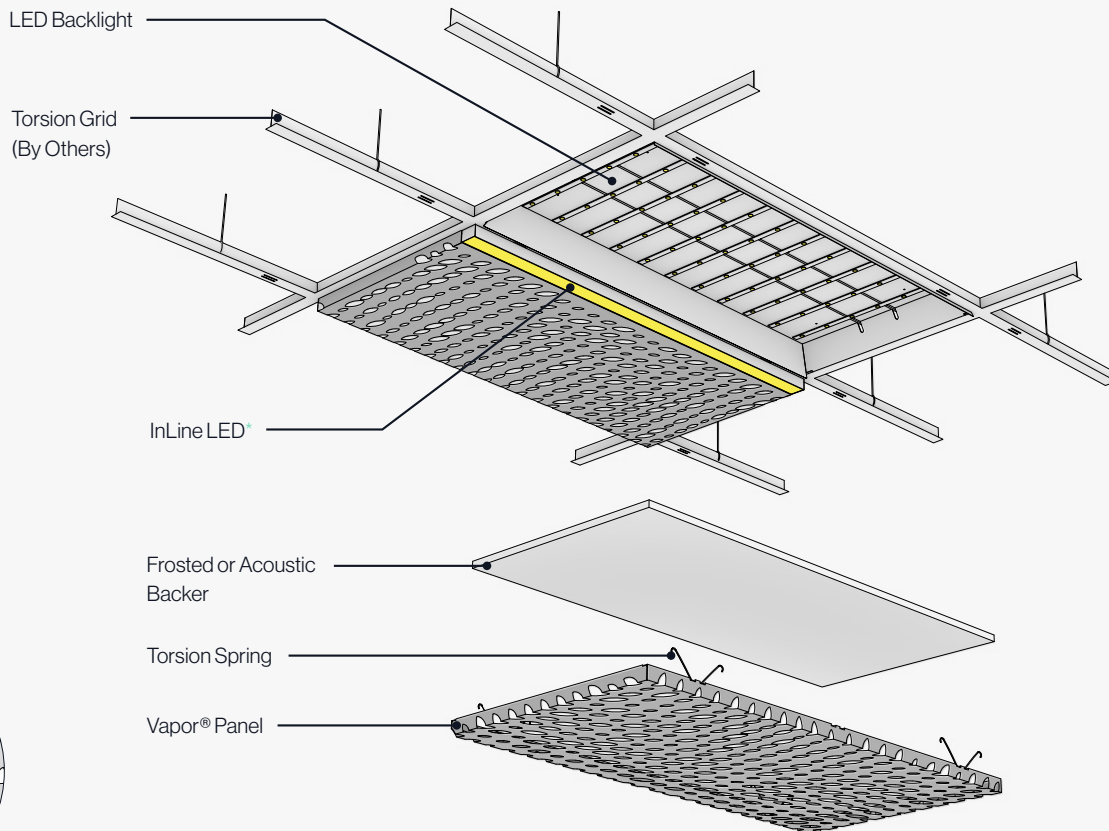
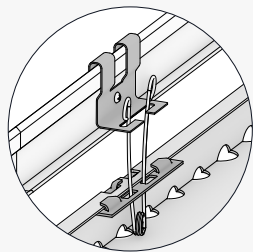
- Frosted light diffusing backer
- 12mm acoustic backer
- Backlight
- InLine downlight

**i** Check out our Configuration examples on PAGE 10.

\* A Specific InLine light panel is used to accommodate the width of the fixture within the 600mm width.

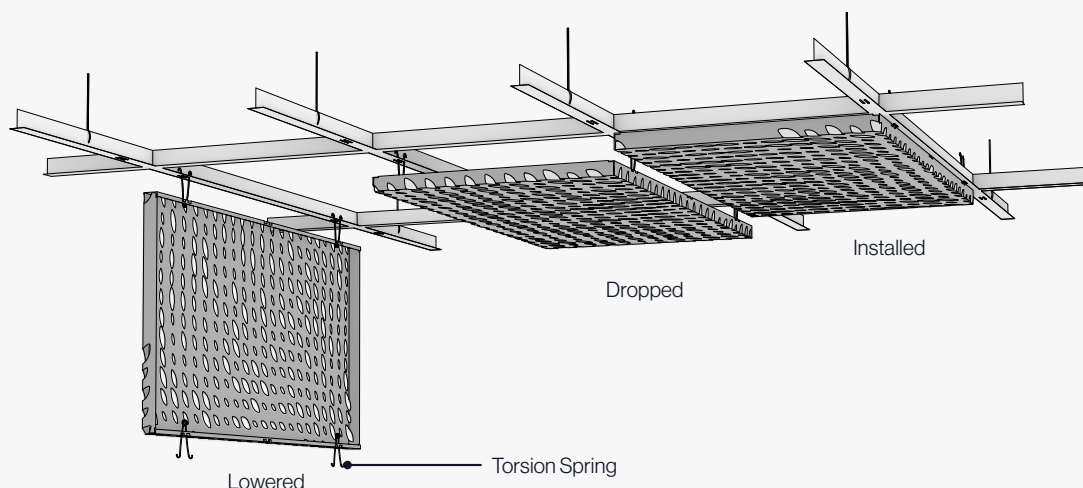
### Torsion Spring Adapter Clip

Interested in using standard t-grid? Use our optional Torsion Spring Adapter Clip.



## Attachment System - Ceiling

Torsion Spring clips allow for rapid install and easy access for maintenance above the grid post install.



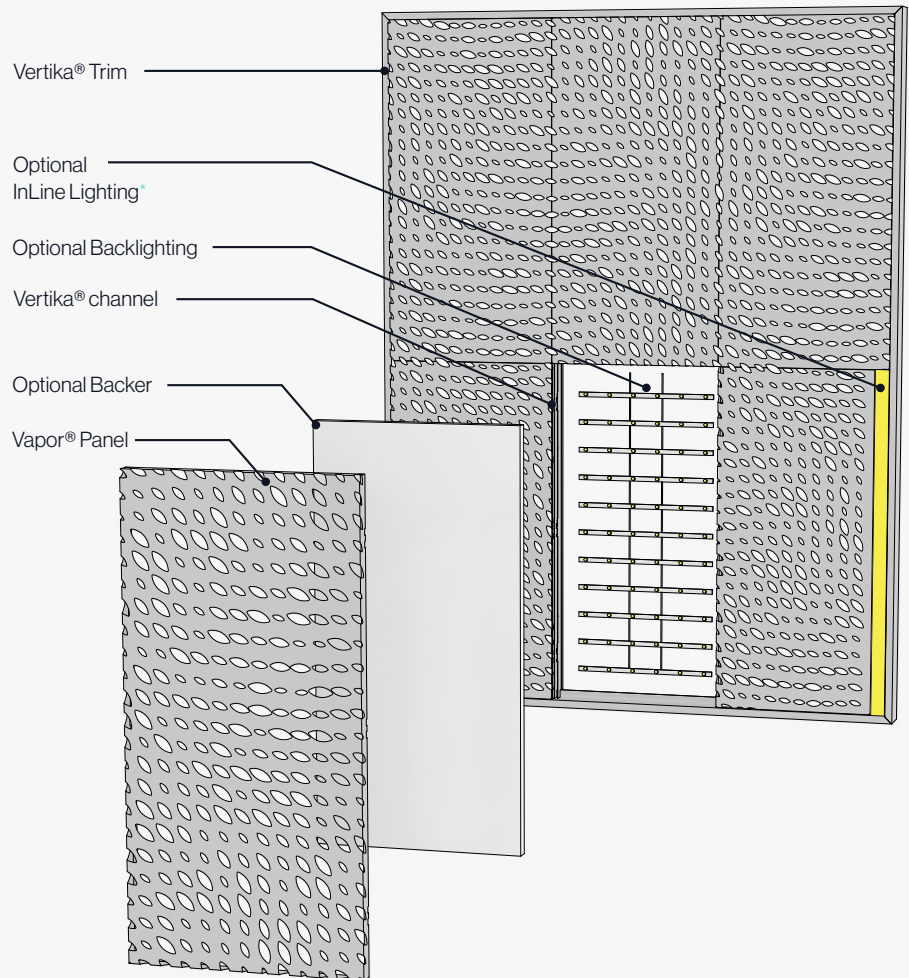
## 1 Understanding the System

### Accessory Options - Wall

- Frosted light diffusing backer
- 12mm acoustic backer
- Backlight
- InLine light

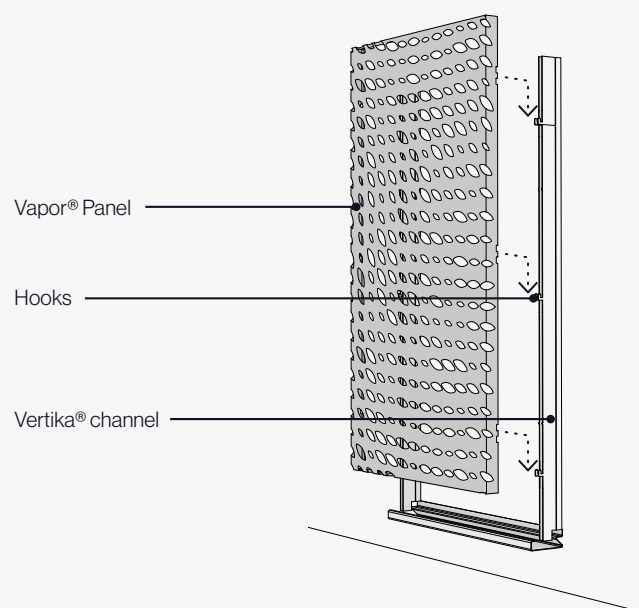
**i** Check out our Configuration examples on PAGE 10.

\* A Specific Inline light panel is used to accommodate the width of the fixture within the 600mm width.



### Attachment System - Wall

Panels are easily installed or removed by sliding onto or lifting off from the system's Vertika® channel hooks.






## 2

## Optional Accessories

## Lighting


**Backlighting**

Arkтура Backlighting allows you to fully illuminate your ceiling and wall panel installs, creating beautiful evenly lit surfaces. These fixtures are available in high and low output versions, both dimmable. See Backlighting specs details on PAGE 14.


**InLine Lighting**

Our InLine Light sits flush with the face of the panels while conveniently attaching to the bottom of the grid. Fixtures: 1200 and 2400 lengths. A special side-light Vapor® panel allows the light to straddle its 1200mm edge while staying within a 600mm overall width. See Inline Lighting specs details on PAGE 15.

## Backers

**Acoustic Backer**

We offer various options of Soft Sound® panel inserts to achieve a variety of NRC ratings. Please refer to our True NRC® table of ratings.

**Translucent Backer**

Our proprietary light diffusing backers can be used to create a functional or decorative lighting effect in any space.

 Illustrative images. Patterns may not match the product.



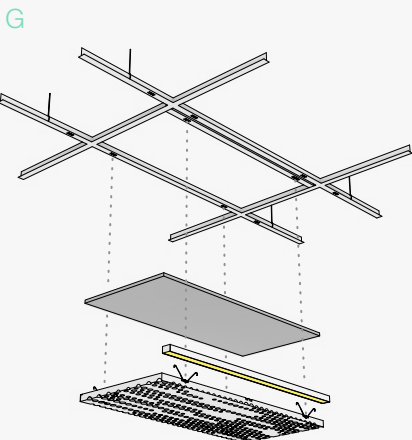
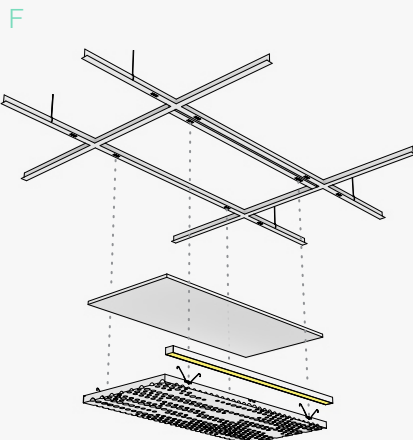
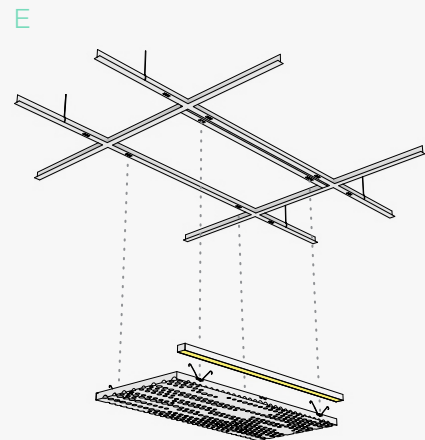
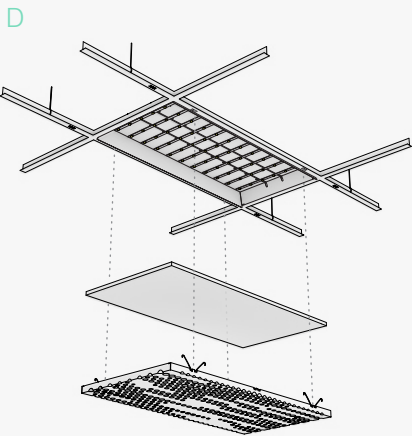
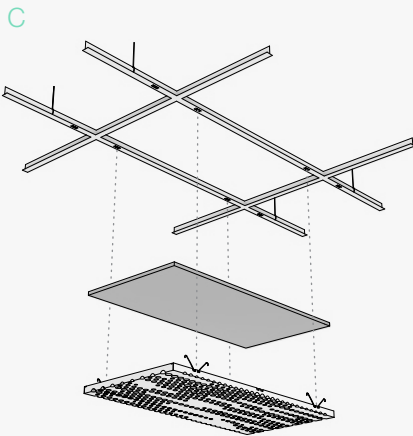
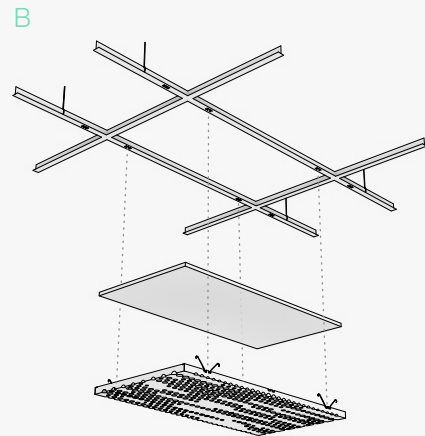
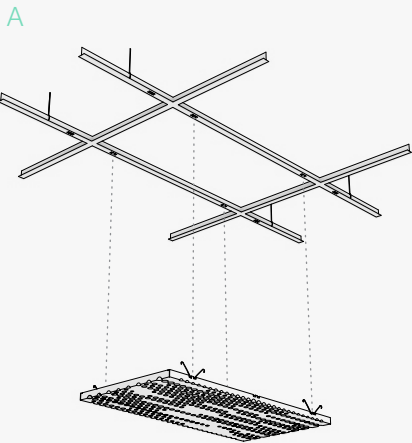
2 Optional Accessories

Possible Configurations

Refer to the chart and corresponding diagrams below for available configuration options.

	No Backer	Translucent Backer	Soft Sound® Backer
No light	A	B	C
Backlight		D	
InLine	E	F	G

Looking to combine backlight with acoustic performance in the same panel?  
Check out our VaporSoft® line.



Illustrative diagrams. Patterns may not match the product.




3

## Available Finishes



## Aluminum Panel

**Powder Coat**

Standard Finish

T-Grid White\*  
(Matte)Arktura White  
(Matte)Brilliant White  
(Gloss)Silver Metallic  
(Semi Gloss)Jet Black  
(Matte)**Powder Coat**

Premium Finish

Aviator Gray  
(Gloss)Aviator Gray  
(Matte)

Steel Gray



Shadow



Midnight



Coffee




Raw Umber



Caramel



Sandstone



Oat



Sunflower



Torch

Spirit Red  
(Matte)

Azure





Blue Steel





Forest Green

**Powder Coat**

Premium Metallic Finish

Chilled Champagne  
(Semi Gloss)Burnished Bronze  
(Semi Gloss)**Custom Powder Colors**

We offer premium non-stock RAL and custom color match options as well. Contact your sales rep for more information.

Non-stock  
RALNon-stock  
Metallic

\* This color was designed to pair with Armstrong color "WH" grid and trim.

3 Available Finishes

Optional Translucent Backer

Polycarbonate

Available in interior and UV stable exterior options.



Frosted

Optional Soft Sound® Backer

Soft Sound®  
Color Group A  
Standard



White



Snow



Marble



Heather Gray



Graphite



Carbon




Onyx




Apple




Tangerine




Lemon



Taupe



Sand



Kiwi



Whisper




Sky Blue



Denim





Soft Sound®  
Wood Texture  
Premium

 As with natural wood, variation in color and grain is expected and grain will not align across panels.

Core



Face



Gray Ash

White Oak

Golden Oak

Oak

American Walnut

Charred Oak

Core




Face



Charred Ash

Ebony

 Due to the nature of non-woven materials, light may pass through Soft Sound® in any thickness or color. A translucent appearance is most apparent in lighter colors and thin material when a light source is present behind the material. Arkтура makes no claims or warranties about the material performing as opaque in any circumstance. To verify a products performance for light transmittance, a mockup of the specific intended use is recommended.



## 4

## Product Specifications &amp; Certifications

## System Specs

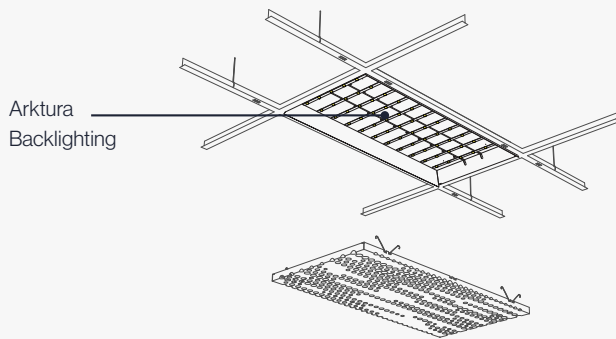
<b>Panel Size (WxHxD)</b>	600 X 1200 X 38
<b>Material</b>	Aluminum
<b>Openness in Plan</b>	24%
<b>Fire Rating</b>	ASTM E84 - Class A   13501-1 B-s1, d0
<b>Acoustics</b> (with optional Soft Sound® backer)	True NRC® 0.80: Ceiling ; E-300 Method True NRC® 0.75: Wall ; F-70 Method
<b>Ceiling Attachment</b>	Torsion Grid (By Others)
<b>Wall Attachment</b>	Vertika® Wall (Refer to Vertika® Brochure)
<b>Accessibility</b>	Torsion Spring Hinge
<b>Trimmability</b>	Yes, per installation manual
<b>Optional Accessories</b>	Acoustic Backer, Translucent Backer, Backlight, InLine Light, Torsion Spring Adapter Clip

# Lighting Specs

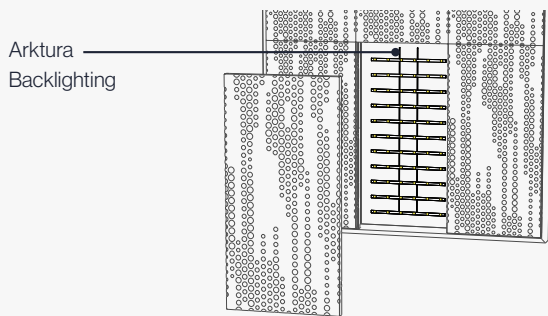
## Arktura Backlighting

Available in dimmable low and high output variations, gives you the power to illuminate spaces and create dynamic visual effects.

### Ceiling

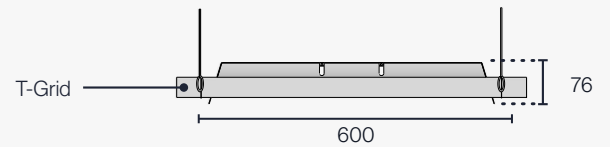


### Vertika® Wall

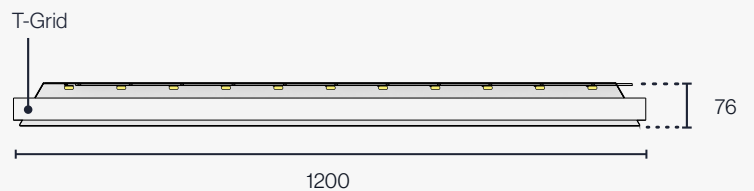


### Sections

#### Front view



#### Side view

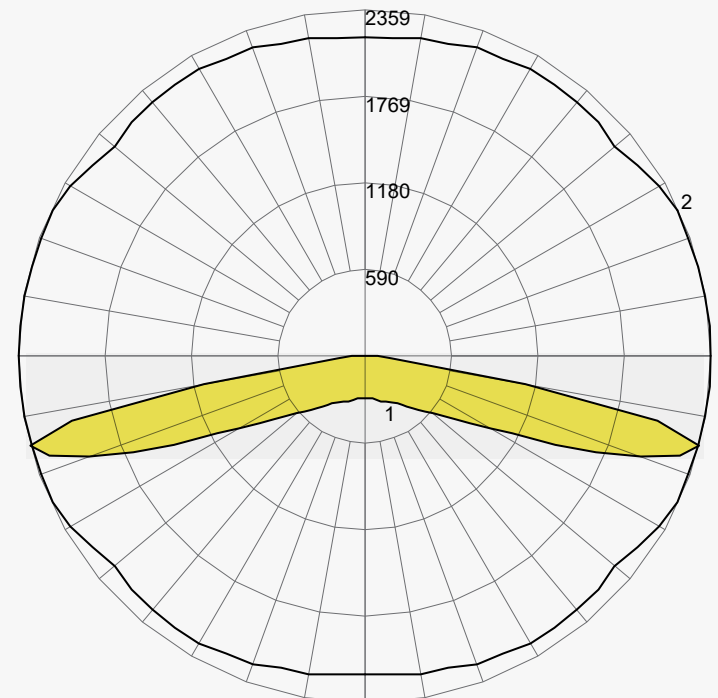


### Photometric

Located At Horizontal Angle = 0, Vertical Angle = 0

#1 - Vertical Plane Through Horizontal Angles (0 - 180) (Through Max. Cd.)

#2 - Horizontal Cone Through Vertical Angle (0) (Through Max. Cd.)



### Specs

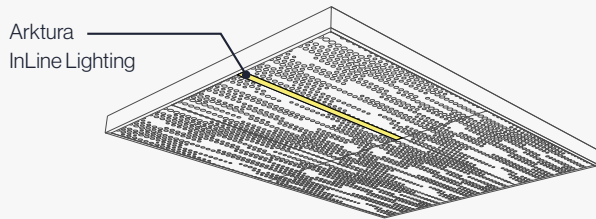
Product Features	Arktura Backlighting Eco	Arktura Backlighting
Total Lumens	2250 Lm/2x4 Panel	4050Lm/2x4 Panel
Delivered Lumens	2250 Lm/2x4 Panel	4050Lm/2x4 Panel
Power Consumption	25 Watts 2x4 Panel	45 Watts 2x4 Panel
CRI	80+	
Color Temperatures	3000k, 3500k, 4000k (Other temperatures on request)	
Size (LxWxD)	600 X 1200 X 76	
UL Rating	Listed	
Voltage	24 Volts	
Dimming Options	MLV, 1-10V, 0-10V	
Plenum Rated Wire	Standard	

# Lighting Specs

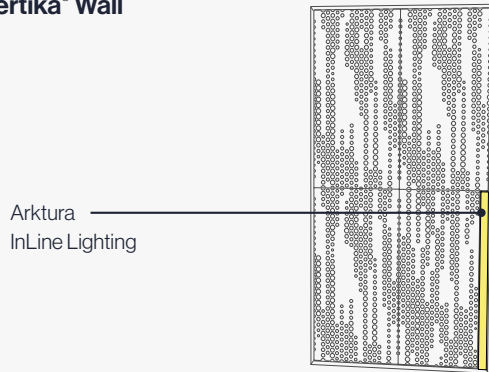
## Arktura InLine Lighting

Makes it easy to seamlessly integrate linear lighting into the design of your paneling.


### Ceiling



### Vertika® Wall



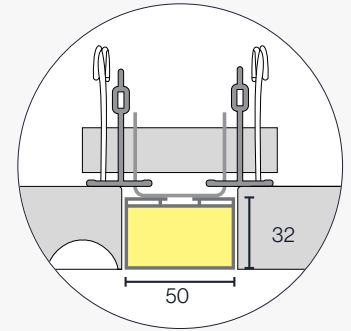

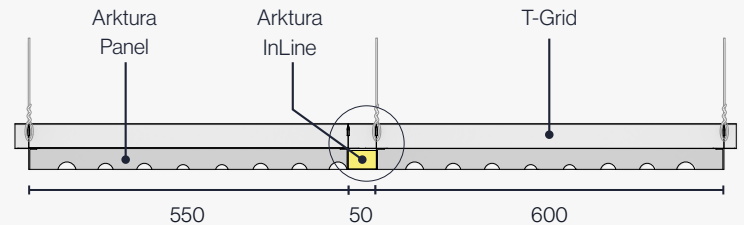
### Side - Length Options



### Specs

Product Features	Arktura InLine Eco	Arktura InLine
Total Lumens	640 Lm/Ft	1280 Lm/Ft
Delivered Lumens	480 Lm/Ft	960 Lm/Ft
Power Consumption	6W/Ft	12W/Ft
CRI	95+	
Color Temperatures	3000k, 3500k, 4000k (Other temperatures on request)	
Size (LxWxD)	600 X 50 X 32 X 2438 X 50 X 32	
UL Rating	Recognized	
Voltage	24 Volts	
Dimming Options	MLV, 1-10V, 0-10V	
Plenum Rated Wire	Standard	

### Elevations

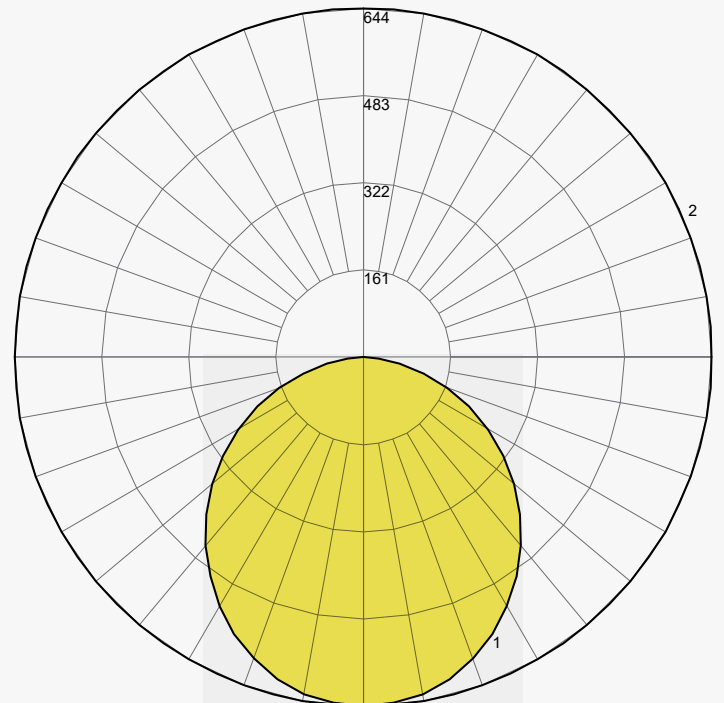


### Photometric

Located At Horizontal Angle = 0, Vertical Angle = 0

#1 - Vertical Plane Through Horizontal Angles (0 - 180) (Through Max. Cd.)

#2 - Horizontal Cone Through Vertical Angle (0) (Through Max. Cd.)






# Product Line

## Design Options

Vapor® offers a growing library of metal panels in preconfigured seamlessly tileable patterns that can also be mixed and matched as desired. For additional acoustic performance, take a look at our Soft Sound® faced VaporSoft®.



VAPOR® TRAIL




VAPOR® PIXEL




VAPOR® CUMULA




VAPOR® BYTE




VAPOR® CLUSTER




VAPOR® SYNTAX



VAPOR® SHIFT



VAPOR® CORA



VAPOR® FREQUENCY




VAPOR® LIANA




# Product Line

## Design Options



VAPOR® SKY



VAPOR® GRADIENT




VAPOR® ELEMENT




VAPOR® BLOOM




VAPOR® BREEZE



VAPOR® SOLID



VAPOR® TRANSIT



VAPOR® VERVE



VAPOR® BOND