



A R K T U R A

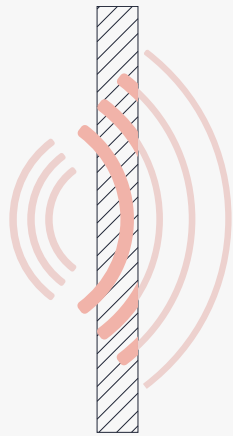
Atmosphera[®] Analog



Adaptive Ceiling Baffles

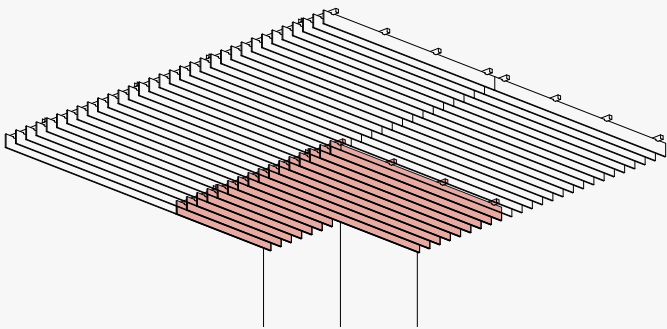
Our Key Features

Analog is the playground for linear experimentation. Customize your baffle ceiling to set the rhythm for your space by altering the fin depth, spacing, and even color. So while your design may be on the straight and narrow, it can still take viewers by surprise when you add your own, custom twist. Analog's fins are available in powder-coated steel, frosted PET or our acoustic Soft Sound®.



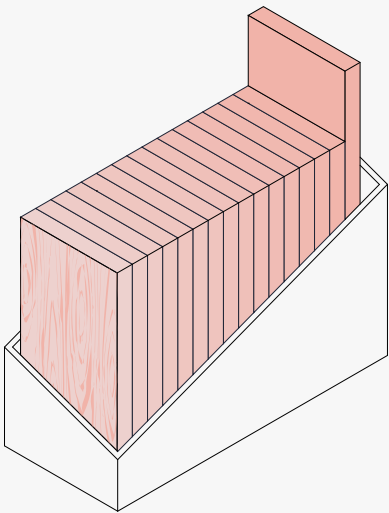
Reduce Noise & Enhance Acoustics

Atmosfera®'s Soft Sound® material reduces the impact of noise from everyday annoyances like ringing, typing, and chatter resulting in a more pleasant and productive environment. Atmosfera®'s material works in concert with the design to help reduce and control reverberations leaving a lasting impression at scales ranging from assembly halls to conference rooms.



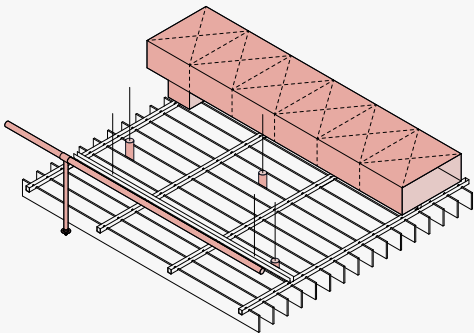
No Field Trimming Necessary

All modules are built to your unique project specifications, removing the need for any field trimming and assuring easy installation.



Expansive Color Library

Choose from a large library of Soft Sound® colors and wood textures. Mix and match colors to accent fins and complement the color scheme of your space.



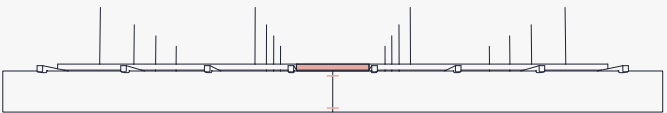
Open Plan Accessibility

Atmosfera®'s open design makes integrating systems above or below the modules simple and feasible. Easily removable fins and open structure makes accessing lights, HVAC, rigging points, plumbing, AV equipment, and life safety systems easy for your maintenance team.



Customizable Topography

Atmosfera® offers a range of configurable options, allowing you to customize fin topography to fit your space and design vision, with the help of our project team.



Continuous Frames & Fins

Utilizing a hidden fin and frame alignment system Atmosfera® provides continuity in all directions across your space. Our custom formulated material thickness and density ensures rigidity that limits deflection.



Scan the QR or Click to
Learn More about SoftGrid®

Inspiration



Achieve Impactful Acoustic Design



Easily Integrate Lights




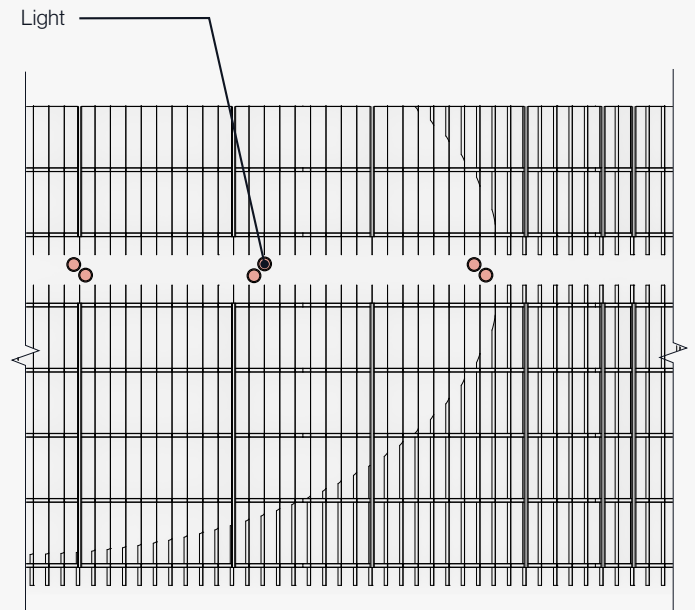
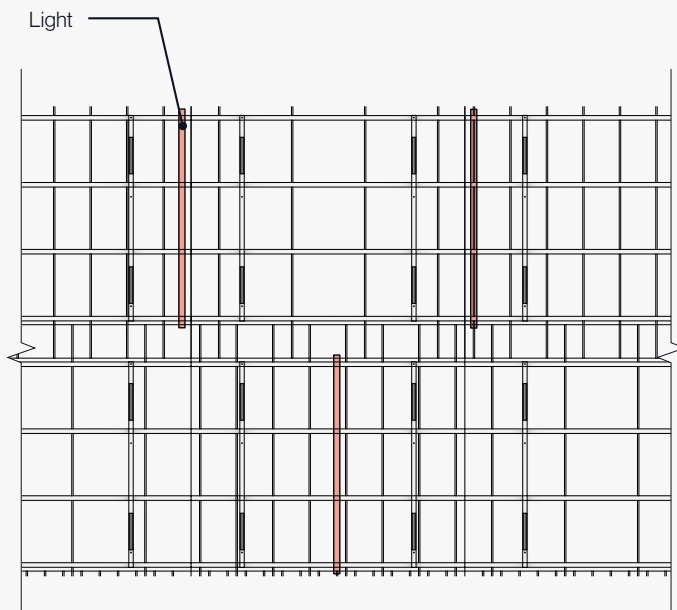
Take Advantage of Our Library of Soft Sound® Colors

Overview

- 1 Customization Process
- 2 Understanding the System
- 3 Available Finishes
- 4 Product Specifications

1 Customization Process

Atmosfera® Analog lets you tailor your baffle design to your creative vision and the unique needs of your space. Our project management team is here to guide you through the process.


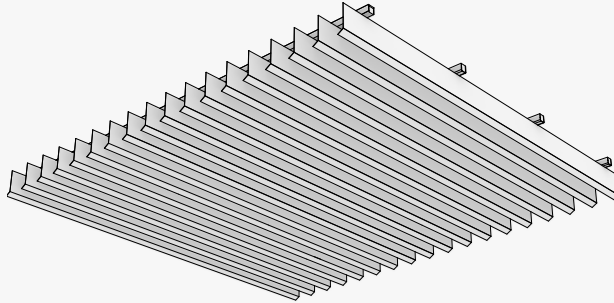


2 Understanding the System

Single Module


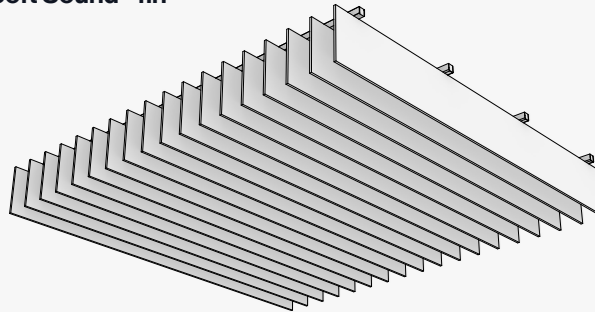
Atmosfera® Analog's linear fins are available in both steel and Arktura's lightweight & durable Soft Sound® acoustical material.

Steel fin



20 GA

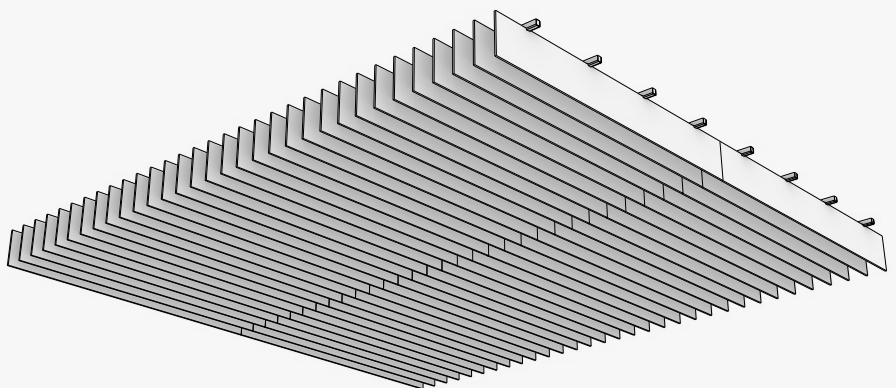
Soft Sound® fin



12 mm

Multiple Modules

Modules can be continuously tiled in multiple directions in plan, using the provided connecting brackets.



 Atmosfera® Analog Soft Sound® shown.

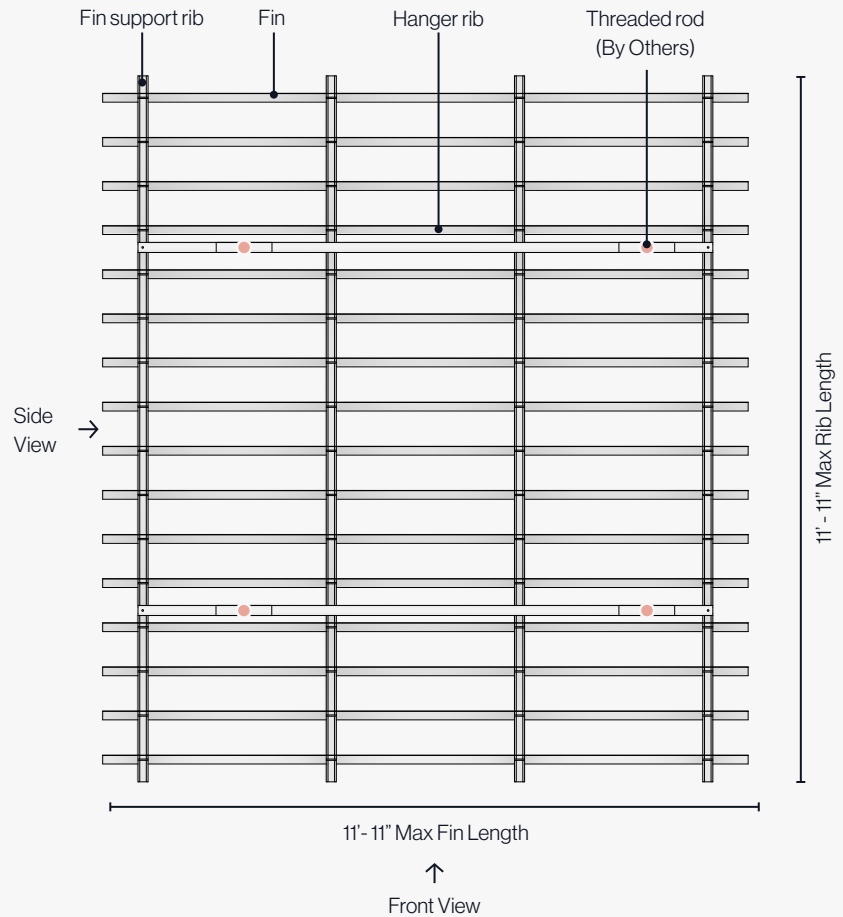
② Understanding the System

Understanding the Module - Steel Fin

Plan

Atmosfera® Analog lets you design linear layouts in plan. Create flowing designs that create your desired look while adapting to and concealing building elements such as sensors, sprinklers, and lighting.

Steel: 93-94% Open



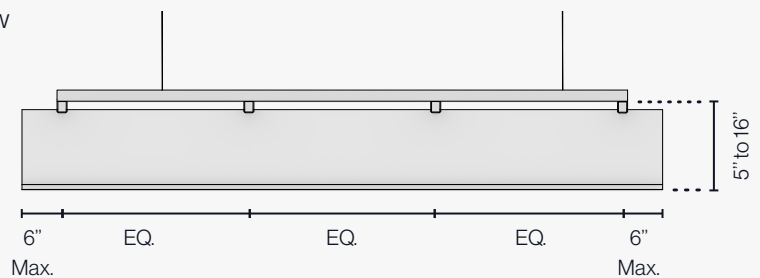
Elevation

Define the depth and length of fins.

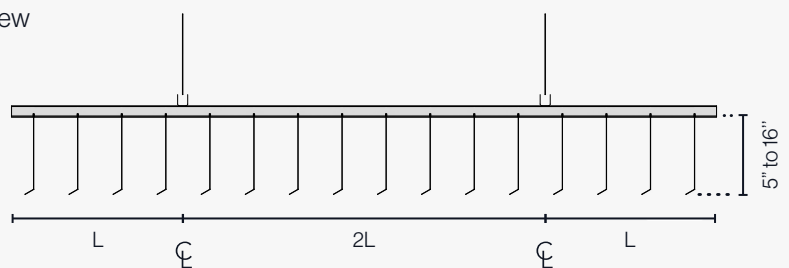
Depth Range: 5" to 16"

Max fin length Steel: 11'-11"

Front View



Side View



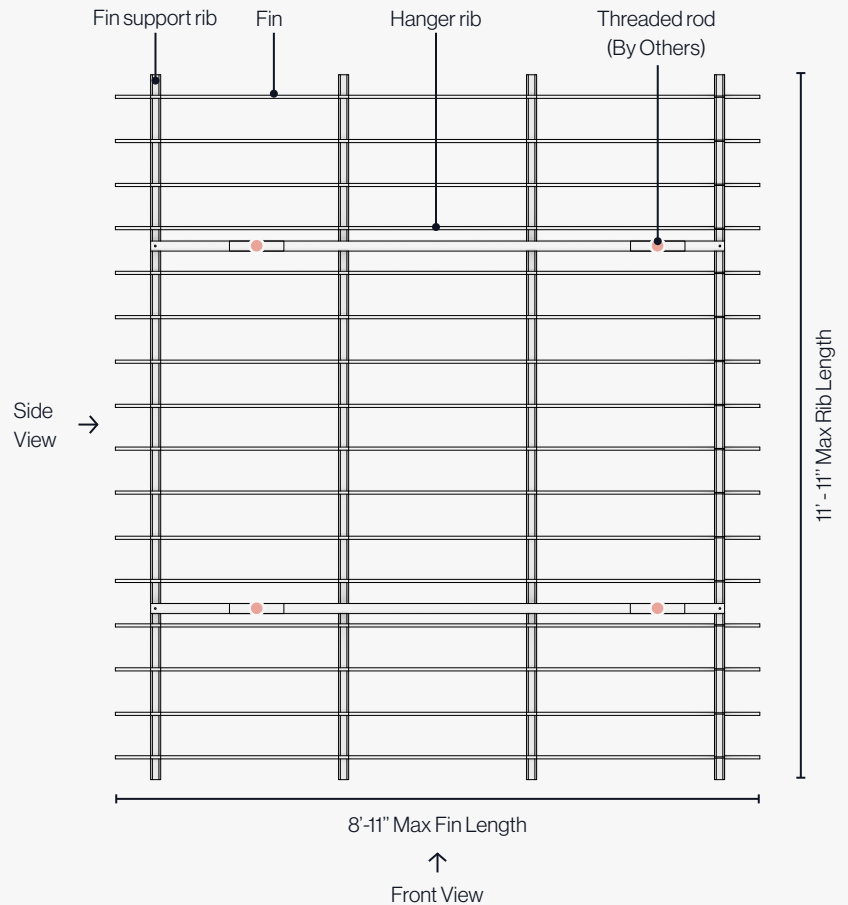
② Understanding the System

Understanding the Module - Soft Sound® Fin

Plan

Atmosfera® Analog lets you design linear layouts in plan. Create flowing designs that create your desired look while adapting to and concealing building elements such as sensors, sprinklers, and lighting.

Soft Sound®: 86-90% Open



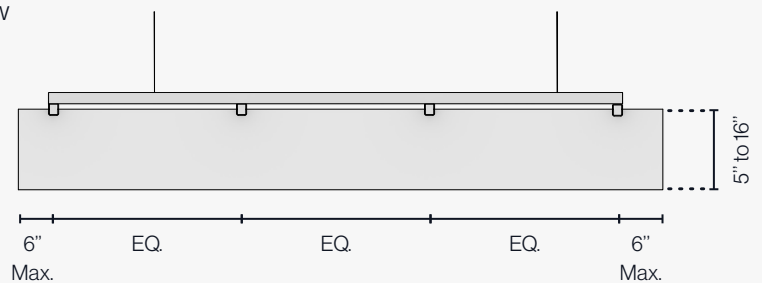
Elevation

Define the depth and length of fins.

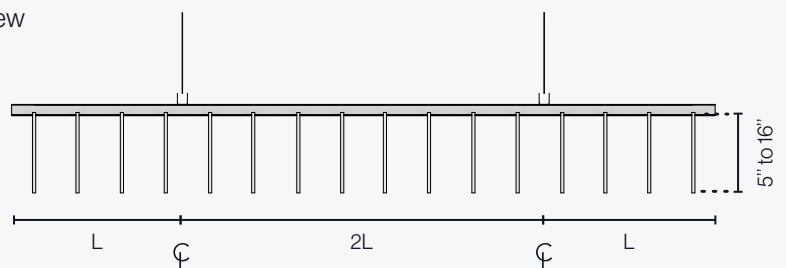
Depth Range: 5" to 16"

Max fin length Soft Sound®: 8'-11"

Front View



Side View



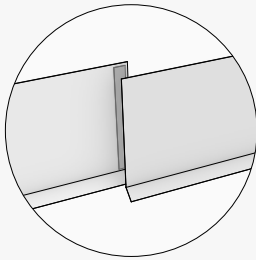
② Understanding the System

Attachment Details

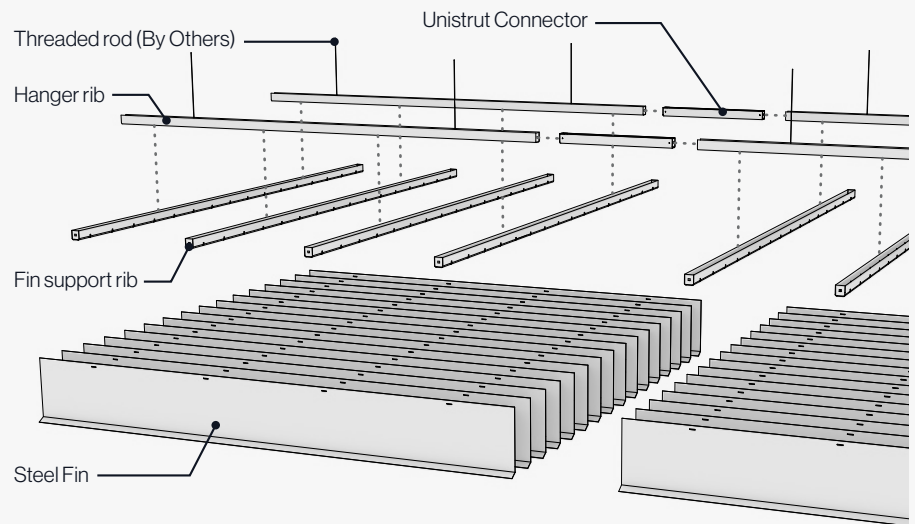
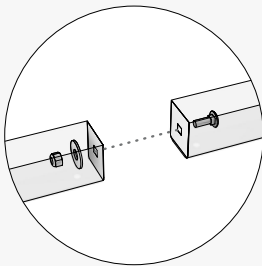
Atmosfera® systems are designed for ease of install and assembly. Use available joining brackets to achieve seamless fin to fin connections across modules with ease.

Steel fin

Magnet connector

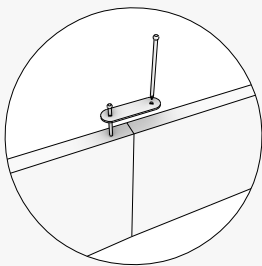


Unistrut Connector and Rib
End to End Connection

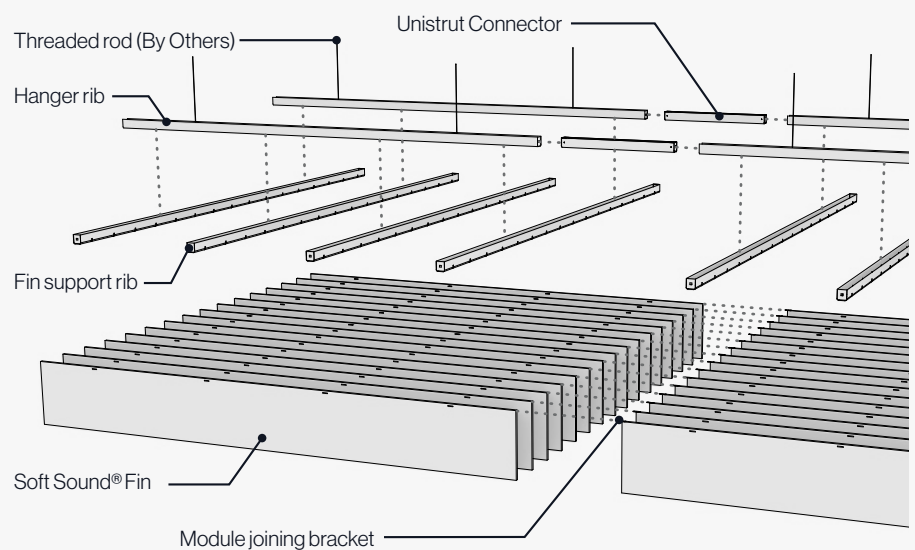
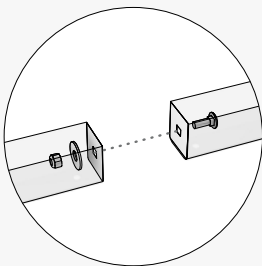


Soft Sound® fin

Fin to Fin Connection




Unistrut Connector and
Rib End to End Connection




3 Available Finishes

Soft Sound® Fins

Soft Sound®
Vivids
Standard



Soft Sound®
Elementals
Standard




⚠ Due to the nature of non-woven materials, light may pass through Soft Sound® in any thickness or color. A translucent appearance is most apparent in lighter colors and thin material when a light source is present behind the material. Arktura makes no claims or warranties about the material performing as opaque in any circumstance. To verify a products performance for light transmittance, a mockup of the specific intended use is recommended.

3

Available Finishes


Soft Sound® Fins

Soft Sound®
Essentials
Standard



Soft Sound®
Wood Texture
Premium

i As with natural wood, variation in color and grain is expected and grain will not align across panels.



! Due to the nature of non-woven materials, light may pass through Soft Sound® in any thickness or color. A translucent appearance is most apparent in lighter colors and thin material when a light source is present behind the material. Arktura makes no claims or warranties about the material performing as opaque in any circumstance. To verify a products performance for light transmittance, a mockup of the specific intended use is recommended.

3



Available Finishes

Steel Fins

Powder Coat
Standard Finish



					
T-Grid White* (Matte)	Arktura White (Matte)	Brilliant White (Gloss)	Silver Metallic (Semi Gloss)	Jet Black (Matte)	
					
Aviator Gray (Gloss)	Aviator Gray (Matte)	Steel Gray	Shadow	Midnight	Coffee
					
Raw Umber	Caramel	Sandstone	Oat	Sunflower	Torch
					
Spirit Red (Matte)	Azure	Blue Steel	Forest Green		

Powder Coat
Premium Metallic
Finish

	
Chilled Champagne (Semi Gloss)	Burnished Bronze (Semi Gloss)

**Custom Powder
Colors**

We offer premium non-stock RAL and custom color match options as well. Contact your sales rep for more information.

	
Non-stock RAL	Non-stock Metallic

* This color was designed to pair with Armstrong color "WH" grid and trim.

i All premium and standard finishes shown are designed for interior specifications. Products may be specified for exterior use, and with alt treatments required by local code or facility, including custom color match or specialty finishes. Any changes to specification from interior standard or interior premium will result in a custom powder coat fee.

4 Product Specifications

System Specs

Fin Material	12mm Soft Sound® (PET)	20GA Steel
Module Dimension	8'-11" Fin x 11'-11" Frame Max	11'-11" Fin x 11'-11" Frame Max
Fin Depth	5"-16"	5"-16"
Openness in Plan	86-90%	93-94%
Frame Material	Steel	
Fire Rating	ASTME84 - Class A	
Acoustics	True NRC®: Results Vary	
Attachment Method	3/8" Threaded Rod (By Others)	
Accessibility	Yes, Removable clips at each fin	

Product Line

Design Options

Select the style that best suits your vision and project needs. Pick from a variety of linear, undulating, or faceted designs.




ATMOSPHERA® CONTOUR



ATMOSPHERA® CONTOUR 3D



ATMOSPHERA® LOTUS



ATMOSPHERA® RIPPLE



ATMOSPHERA® FIORA



ATMOSPHERA® PULSE



ATMOSPHERA® ANALOG



ATMOSPHERA® ANALOG 3D



ATMOSPHERA® VERSA



ATMOSPHERA® VERSA 3D