



A R K T U R A

Delta Drop® 4x4



Ceiling & Wall **Panels**

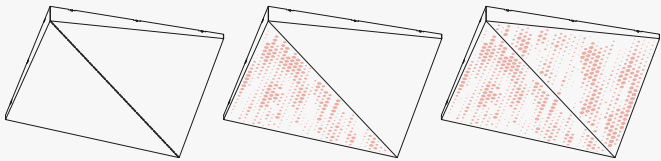
Our Key Features

Delta Drop® 4x4 brings faceted, dimensional geometry to your design, in a square panel that's great for adding depth to your design. Plus, it offers easy installation, using quick torsion spring attachment across standard ceiling grid systems, or simple wall attachment using our Vertika channel system. Integrated backlighting is available if you want to add some light to your design, or try our Soft Sound® backer if you are looking for an acoustic solution.



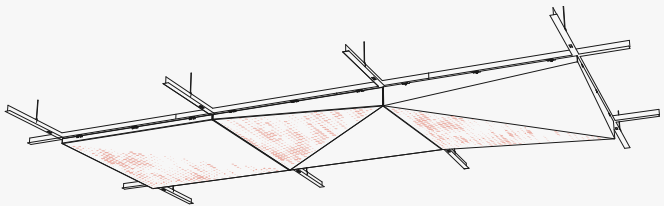
Reduce Noise & Enhance Acoustics

Delta Drop®'s optional Soft Sound® backer material reduces the impact of noise from everyday annoyances like ringing, typing, and chatter resulting in a more pleasant and productive environment. The Soft Sound® backer works in concert with the design to help reduce and control reverberations leaving a lasting impression at scales ranging from assembly halls to conference rooms.



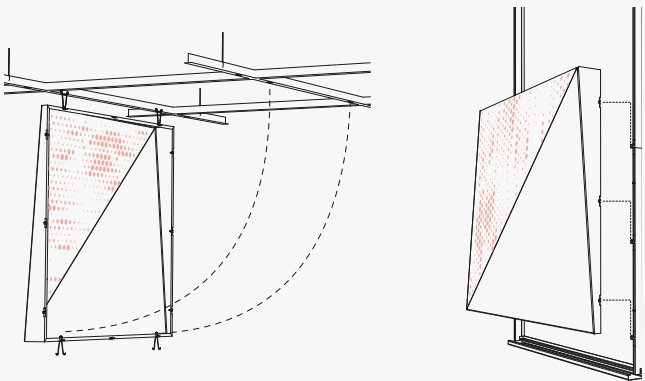
Multiple Pattern Options

Delta Drop® panels are preconfigured faceted solutions designed with a dynamic array of criteria and effects in mind. Choose from our library of patterns to uniquely impact your project.




Multiple Panel Types

In addition to multiple patterns, select from various panel types including Standard, Transition, and Flat Panels. Use them together to create gradations and increase the aesthetic and functional versatility of the system.



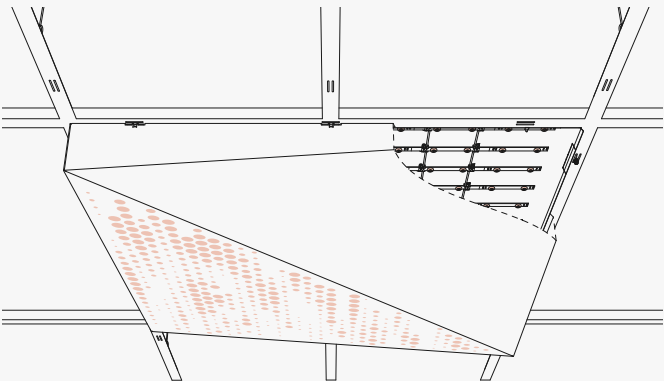
Easy Installation & Access

Delta Drop® panels offer easy install and access across walls and ceilings through quick torsion spring attachment to standard grid systems and a simple hook-on attachment to our Vertika® channel system.



Design with Standard Panels

We make it easy to create stunning faceted designs on a standard torsion grid. Mix and match our available panel sizes in stepped or continuous configurations. Choose from our library of patterns and panel types to fit the unique needs of your project.



Integrated Lighting Options

We have designed an integrated backlight allowing you to create a variety of functional and decorative lighting solutions.



Scan the QR or Click to Learn More about Delta Drop®

Inspiration



Mix and match different pattern types of panel styles to create unique layouts



Create Dynamic Wall to Ceiling Transitions



Mix and Match Panel Types and Backer Options

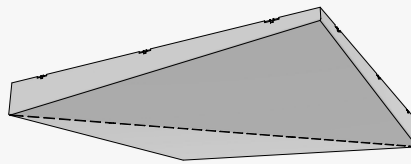
Overview

- 1 Understanding the System
- 2 Optional Accessories
- 3 Available Finishes
- 4 Product Specifications

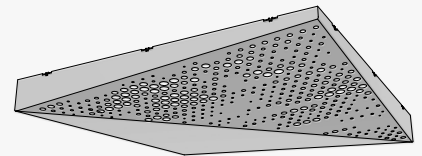
1 Understanding the System

Standard Panels

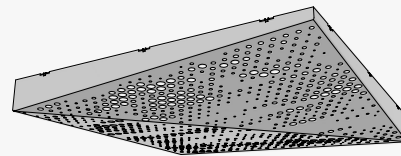
Delta Drop® is a faceted, modular accessible panel system designed to work with torsion grid. It offers a high degree of adaptability through its different perforation options, and available customization.



Delta Drop®
Full Solid



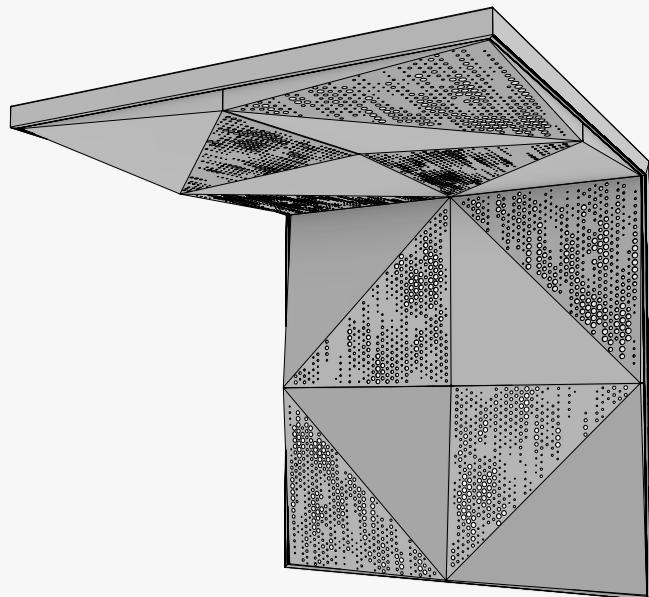
Delta Drop®
Half Pattern Circle 4x4



Delta Drop®
Full Pattern Circle 4x4

Seamlessly Join Walls & Ceilings

Delta Drop® easily transitions from one plane to another and around corners.



- Delta Drop® Transition Panel shown. See page 13 for more info.
- Custom pattern available.

1 Understanding the System

Understanding the Panel - Delta Drop® Full Solid

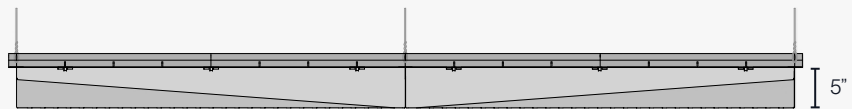
The faceted surface is created using 2 unique panels tiled in a specific arrangement to create continuity across your space.

Panel A: 1% Open 99% Closed

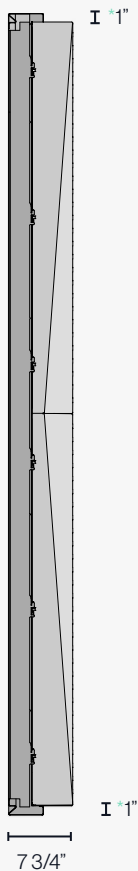
Panel B: 1% Open 99% Closed

*Vertika® Trim

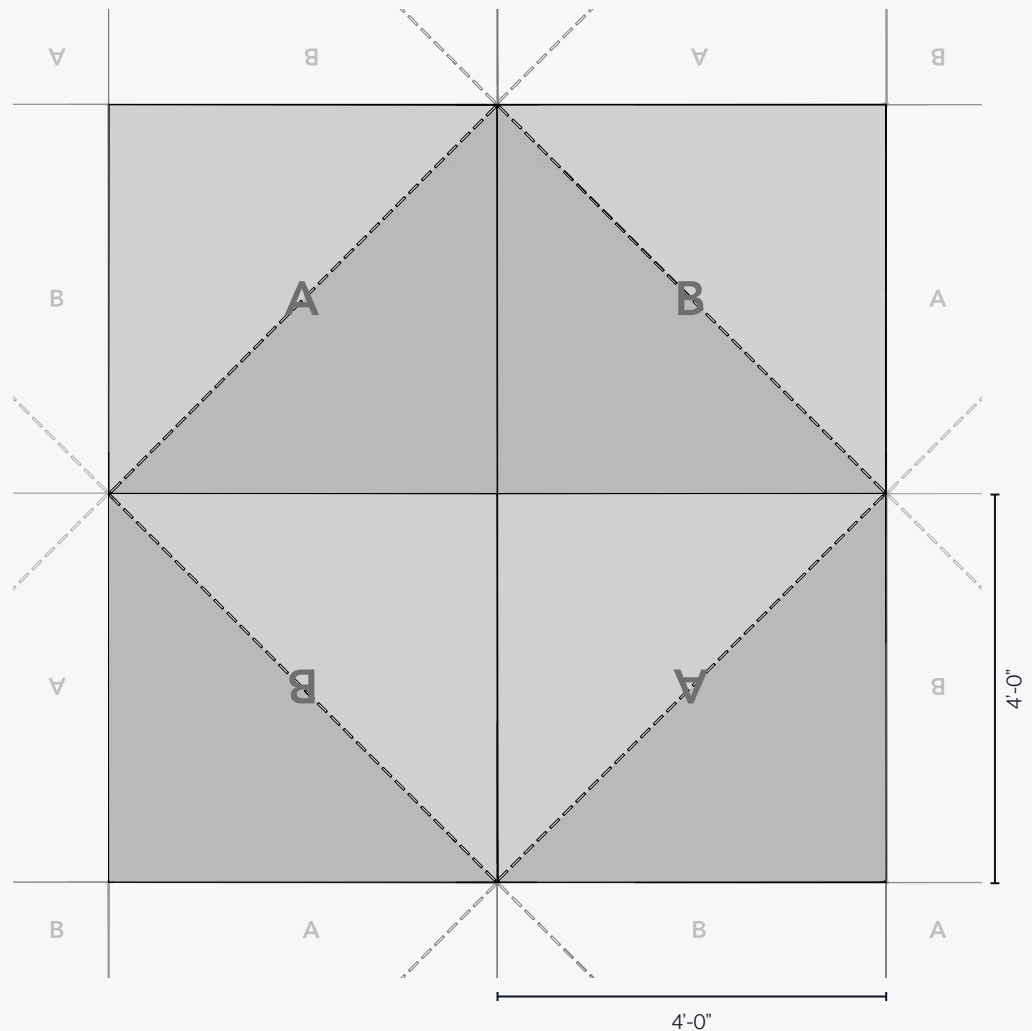
Ceiling Section



Wall Section



Panel Configuration, Wall or Ceiling



! All dimensions nominal.

1 Understanding the System

Understanding the Panel - Delta Drop® Half Pattern Circle

The faceted surface is created using 2 unique panels tiled in a specific arrangement to create continuity across your space.

Panel A: 8% Open 92% Closed

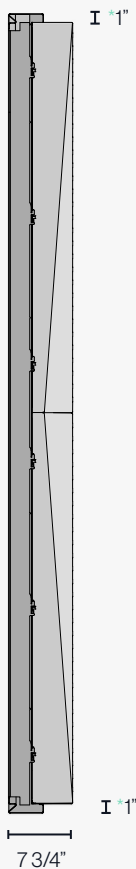
Panel B: 6% Open 94% Closed

* Vertika® Trim

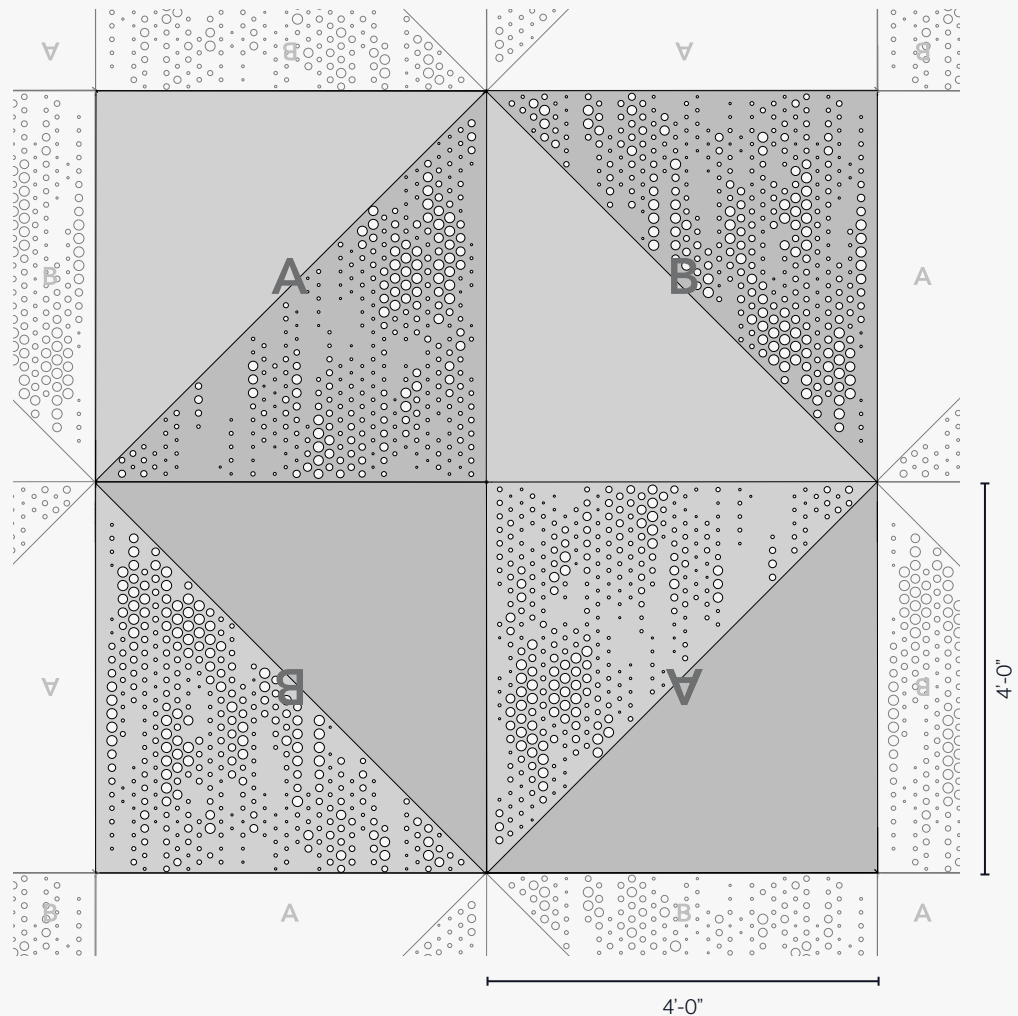
Ceiling Section



Wall Section



Panel Configuration, Wall or Ceiling



! All dimensions nominal.

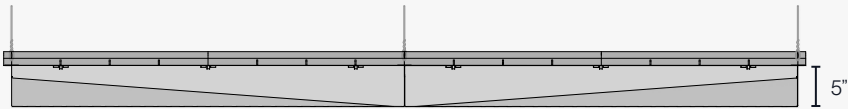
1 Understanding the System

Understanding the Panel - Delta Drop® Full Pattern Circle

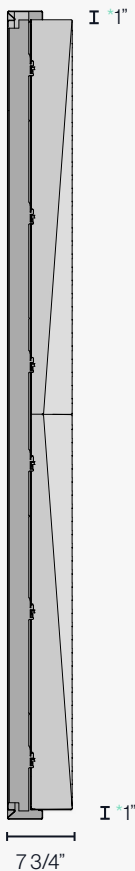
Panel A: 7% Open 93% Closed
Panel B: 17% Open 83% Closed

* Vertika® Trim

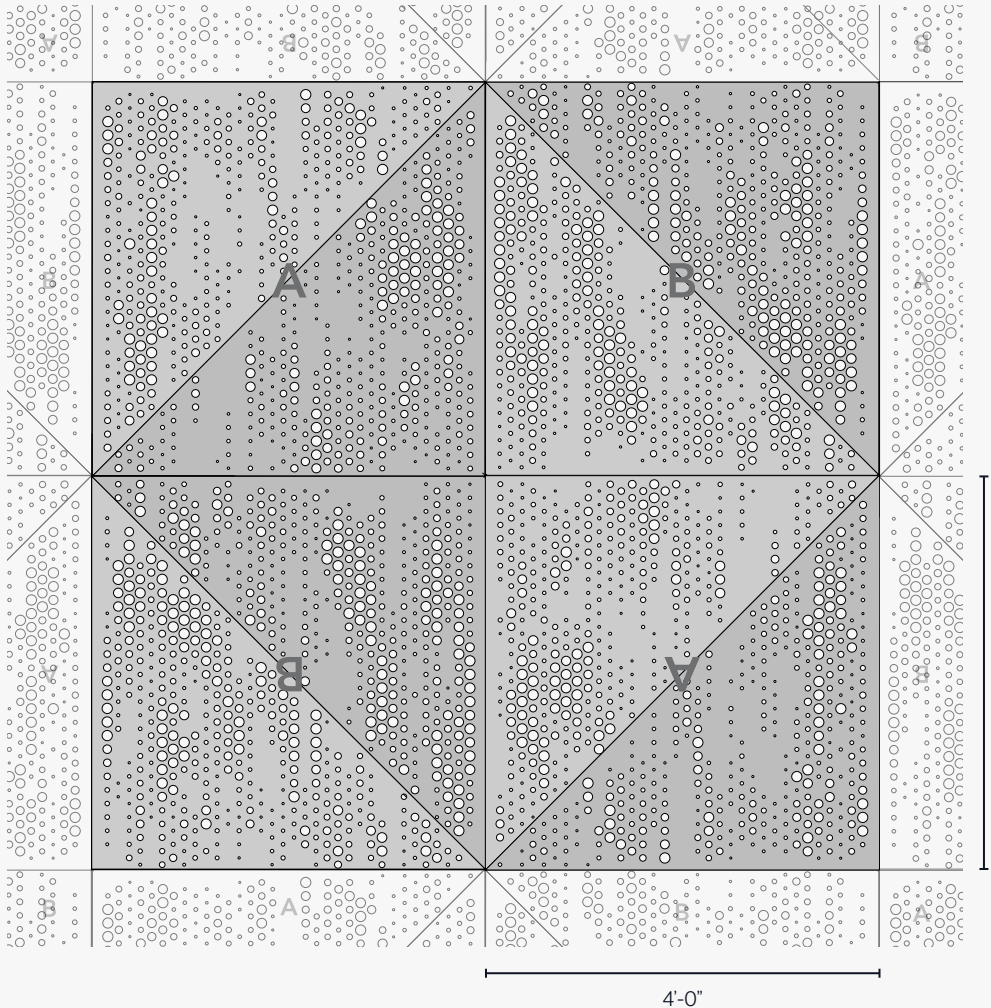
Ceiling Section



Wall Section



Panel Configuration, Wall or Ceiling




⚠ All dimensions nominal.

1 Understanding the System

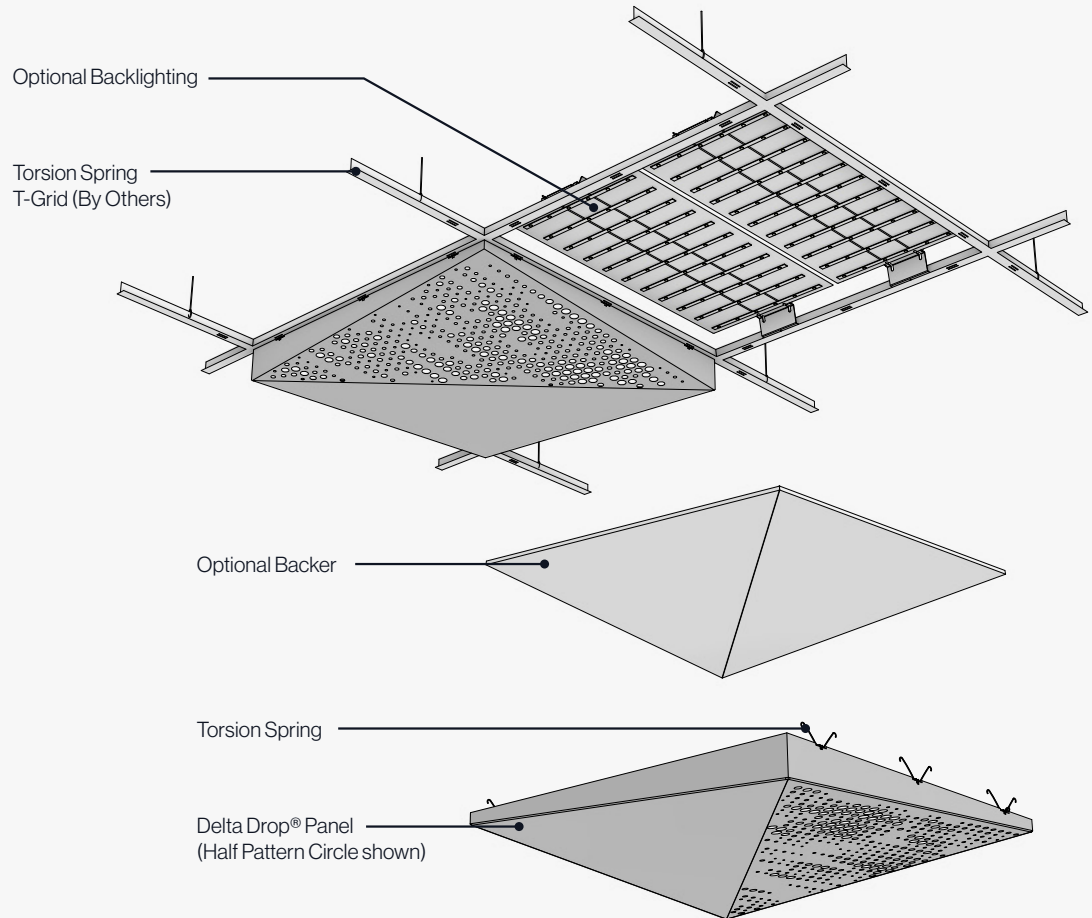
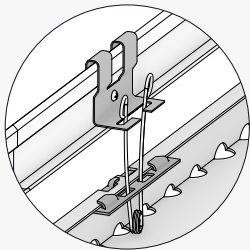
Accessory Options - Ceiling

- Frosted light diffusing backer
- 1/2" acoustic backer
- Backlight

 Check out our Configuration examples on PAGE 12.

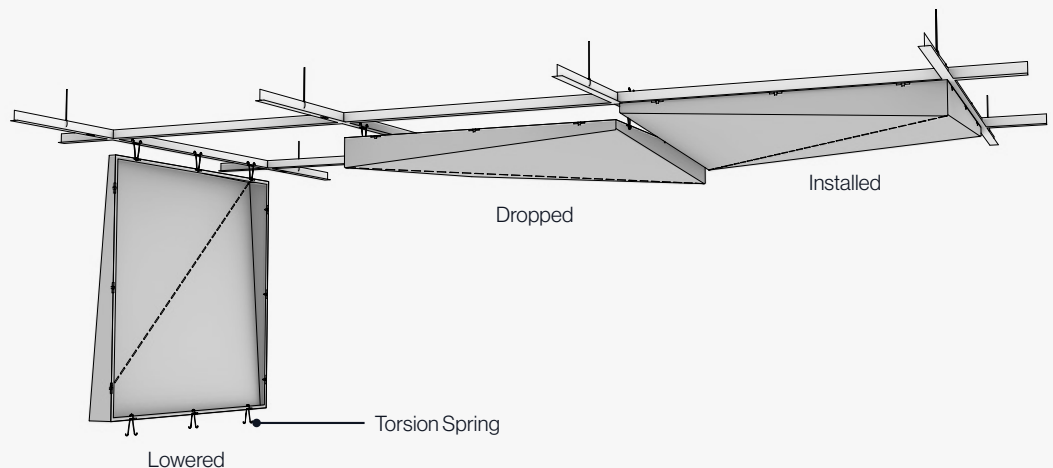
Torsion Spring Adapter Clip

Interested in using standard t-grid?
Use our Torsion Spring Adapter Clip.



Attachment System - Ceiling

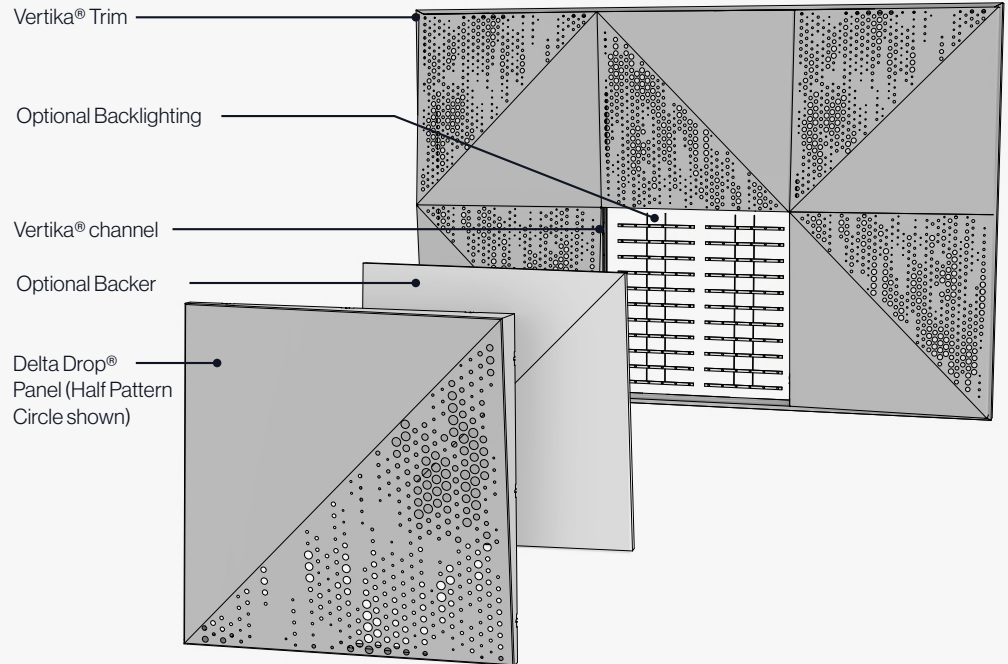
Torsion Spring clips allow for rapid install and easy access for maintenance above the grid post install.



1 Understanding the System

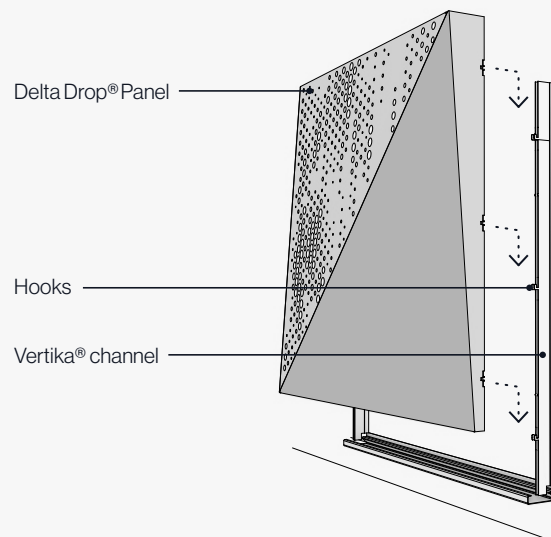
Accessory Options - Wall

i Check out our Configuration examples on PAGE 12.




Attachment System - Wall

Panels are easily installed or removed by sliding onto or lifting off from the system's Vertika® channel hooks.



2 Optional Accessories


Lighting



Backlighting

Arktura Backlighting allows you to fully illuminate your ceiling and wall panel installs, creating beautiful evenly lit surfaces. These fixtures are available in high and low output versions, both dimmable. See Light specs details on PAGE 19.

Backers



Acoustic Backer

We offer various options of Soft Sound® panel inserts to achieve a variety of NRC ratings. Please refer to our True NRC® table of ratings.



Translucent Backer

Our proprietary light diffusing backers can be used to create a functional or decorative lighting effect in any space.

 Illustrative images. Patterns may not match the product

2

Optional Accessories

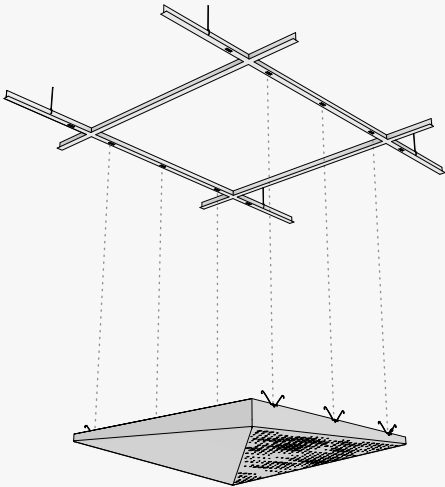
Possible Configurations

Refer to the chart and corresponding diagrams below for available backer options for Ceiling Panels.

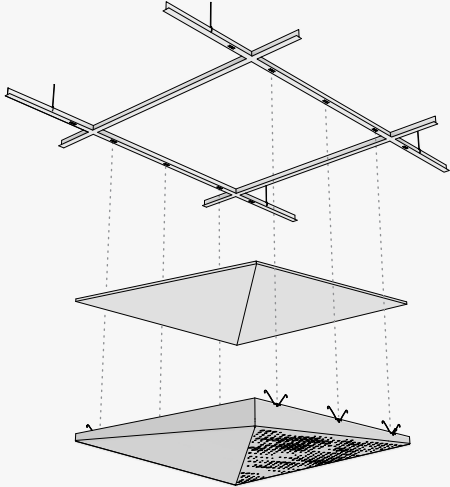
	No Backer	Translucent Backer	Soft Sound® Backer
No light	A	B	C
Backlighting		D	

Contact your Rep for info on Custom Delta Drop® Backers for use with Vertika® Wall System.

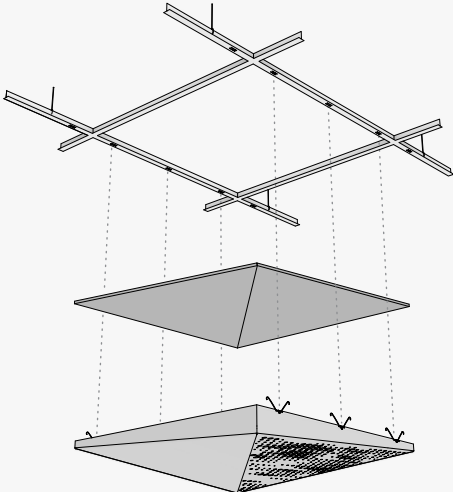
A



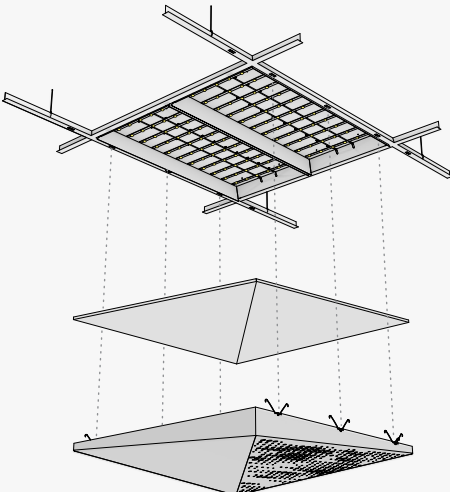
B



C



D




② Optional Accessories

Flat Panels




Get the same great unique aesthetics of Delta Drop® in a flush, level form factor, friendly to field trimming with our Delta Drop® Flat Panels.

Transition Panels



Utilize Delta Drop® Transition Panels to seamlessly shift from wall to ceilings or create a subtle waterfall effect when paired with standard panels.

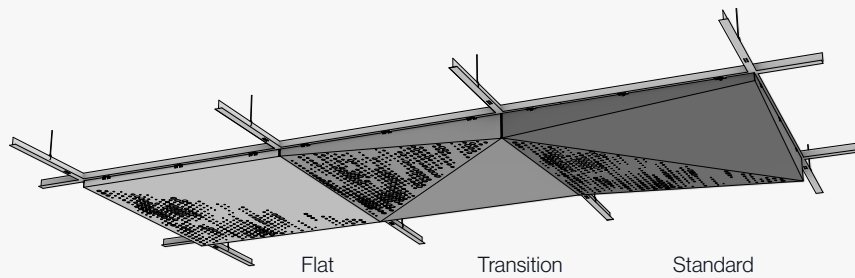
 Illustrative images. Patterns may not match the product

2 Optional Accessories

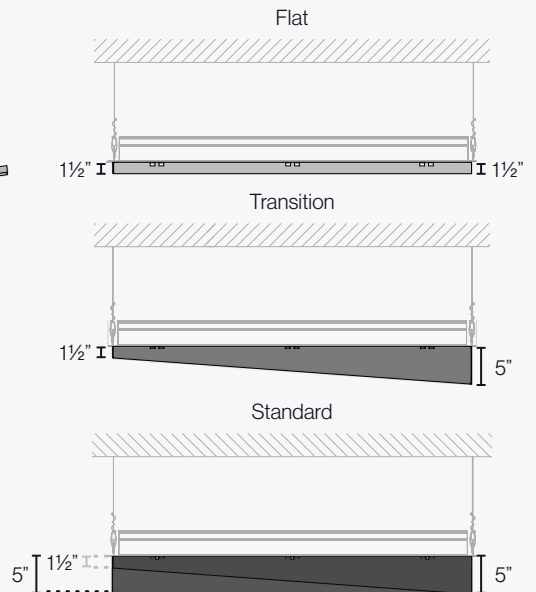
Transition and Flat Panels

Mix and match multiple panel types to create a unique, multi-dimensional space.

Panels

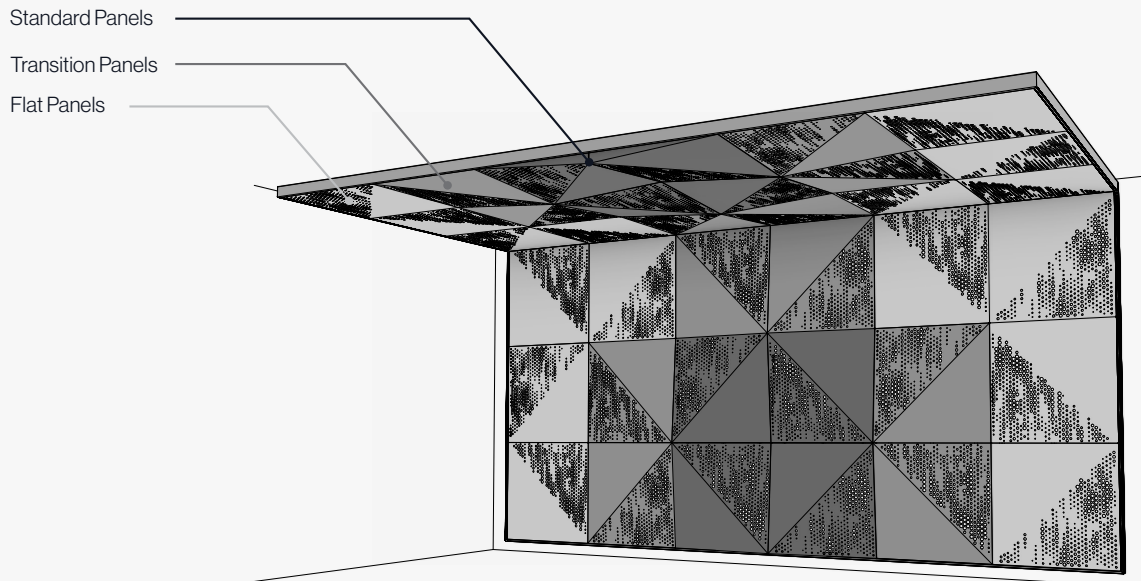


Elevations



i Delta Drop® Transition Panels and Delta Drop® Flat Panels are available both in Full Solid, Full Pattern and Half Pattern options.

Wall to Ceiling Transitions



i Delta Drop® Backers are available for use with Delta Drop® Transition Panels. Contact your Rep for info

3



Available Finishes

Aluminum Panel

Powder Coat
Standard Finish



					
T-Grid White* (Matte)	Arktura White (Matte)	Brilliant White (Gloss)	Silver Metallic (Semi Gloss)	Jet Black (Matte)	
					
Aviator Gray (Gloss)	Aviator Gray (Matte)	Steel Gray	Shadow	Midnight	Coffee
					
Raw Umber	Caramel	Sandstone	Oat	Sunflower	Torch
					
Spirit Red (Matte)	Azure	Blue Steel	Forest Green		

Powder Coat
Premium Metallic
Finish


	
Chilled Champagne (Semi Gloss)	Burnished Bronze (Semi Gloss)

Custom Powder
Colors

We offer premium non-stock RAL and custom color match options as well. Contact your sales rep for more information.

	
Non-stock RAL	Non-stock Metallic

* This color was designed to pair with Armstrong color "WH" grid and trim.

 All premium and standard finishes shown are designed for interior specifications. Products may be specified for exterior use, and with alt treatments required by local code or facility, including custom color match or specialty finishes. Any changes to specification from interior standard or interior premium will result in a custom powder coat fee.

3 Available Finishes

Optional Translucent Backer

Polycarbonate

Available in interior and UV stable exterior options.



Frosted

Optional Soft Sound® Backer

Soft Sound® Vivids

Standard



Nori




Tidal



Seafoam



Bamboo



Cosmos



Plum




Azalea



Sorbet



Buttercream



Blush

Soft Sound® Elementals

Standard



Ube



Baltic



Caspian




Cortez



Honey




Sienna




Truffle




Morel



Cypress



Pebble


 Due to the nature of non-woven materials, light may pass through Soft Sound® in any thickness or color. A translucent appearance is most apparent in lighter colors and thin material when a light source is present behind the material. Arktura makes no claims or warranties about the material performing as opaque in any circumstance. To verify a products performance for light transmittance, a mockup of the specific intended use is recommended.

3

Available Finishes


Optional Soft Sound® Backer

**Soft Sound®
Essentials**
Standard



**Soft Sound®
Wood Texture**
Premium

i As with natural wood, variation in color and grain is expected and grain will not align across panels.



! Due to the nature of non-woven materials, light may pass through Soft Sound® in any thickness or color. A translucent appearance is most apparent in lighter colors and thin material when a light source is present behind the material. Arktura makes no claims or warranties about the material performing as opaque in any circumstance. To verify a products performance for light transmittance, a mockup of the specific intended use is recommended.

4

Product Specifications & Certifications

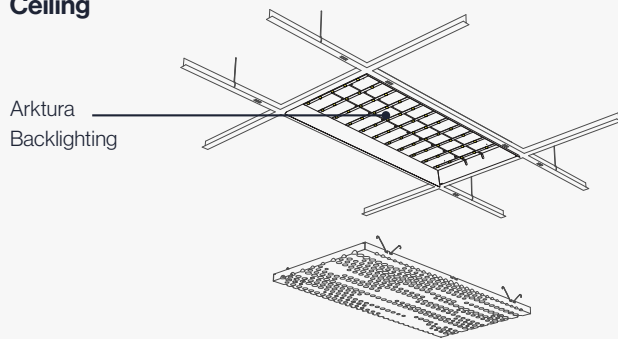
System Specs

Dimensions (WxHxD)	4' x 4' x 5"
Material	Aluminum
Openness in Plan	Half Pattern: 7% Full Pattern: 14% Full Solid: 0%
Fire Rating	ASTM E84 - Class A
Ceiling Attachment	Torsion Grid (By Others)
Wall Attachment	Vertika® Wall (Refer to Vertika® Brochure)
Accessibility	Torsion Spring Hinge
Trimmability	Yes (Refer to Installation Manuals
Accessories	Ceiling Section: Acoustic Backer, Translucent Backer, Backlighting Wall Section: Backlighting (Contact your Rep for Custom Backer Options)

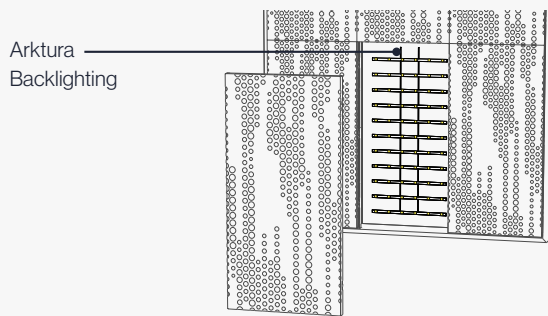
Arktura Backlighting Specs

Available in dimmable low and high output variations, gives you the power to illuminate spaces and create dynamic visual effects.

Ceiling

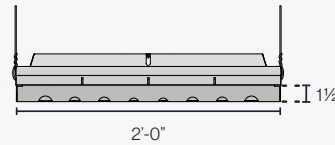


Vertika® Wall

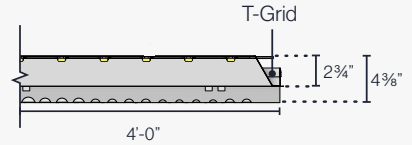


Sections - Ceiling

Front view

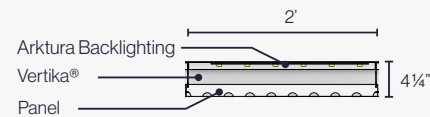


Side view

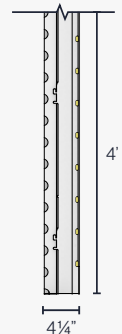


Sections - Wall

Top view



Side view



Specs

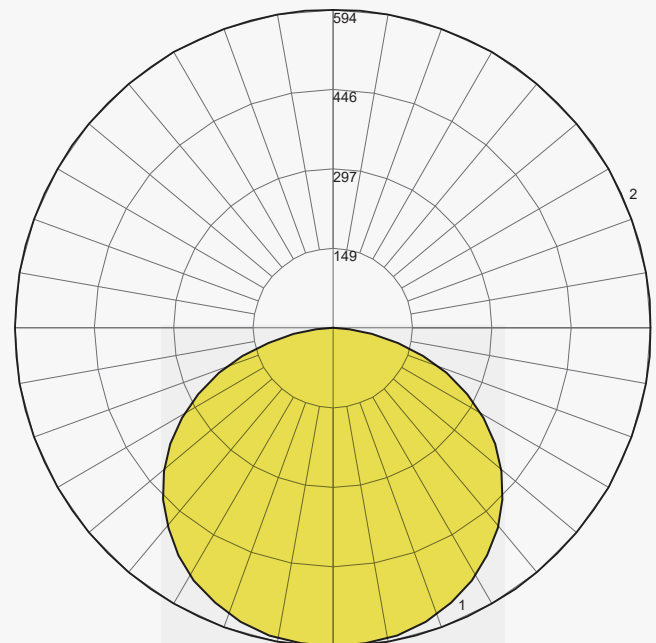
Product Features	Arktura Backlighting Eco 2x4 Panel	Arktura Backlighting 2x4 Panel
Power Consumption	18W 24VDC .75A	65W 24VDC 2.7A
Delivered Lumens	Please Reference Next Page for Specific Openness by Pattern	
CRI	90+	
Color Temperatures	3000K, 3500K, 4000K	
Size (LxWxD)	24"x48"x3 1/4"	
Optics/Beam Angle	160° Batwing Lens Per LED	
Operating Temperature	-20C - +50°C (-4F - +122°F)	
Dimming Options	TRIAC/Phase, ELV, MLV, 0-10V, 1-10V When Paired with Arktura LED Driver	
Cable	Factory Installed Plenum Rated CL3P Cable, 16AWG 10ft Whip	
IP Rating	IP64	
Environment	Suitable for Wet, Damp or Dry locations	
Markings	ETL Listed, Complies with UL 2108 & CSA C22.2#250.13:2020 Ed.4+U1	
Lifetime	L70 - 50,000 hours	
Warranty	5 Years, Limited	

Photometric

Located At Horizontal Angle = 0, Vertical Angle = 0

1 - Vertical Plane Through Horizontal Angles (0 - 180) (Through Max. Cd.)

2 - Horizontal Cone Through Vertical Angle (0) (Through Max. Cd.)



* Represents a 40% Openness Pattern.

i Illustrative images. Patterns may not match the product.

Arktura Backlighting % Open & Lumen Output

Backlighting % Open & Lumen Output

Product	% Open	18W Arktura Backlight Eco Lumen Output	65W Arktura Backlight Lumen Output
Vapor® Cora	68%	1176	3361
Vapor® Bloom	20%	400	1118
Vapor® Breeze	23%	457	1276
Vapor® Byte	6%	120	354
Vapor® Cluster Dense	40%	759	2124
Vapor® Cluster Sparse	10%	203	577
Vapor® Cumula	18%	362	1012
Vapor® Element 605	6%	120	354
Vapor® Element 3212	32%	621	1734
Vapor® Element 3428	34%	656	1833
Vapor® Frequency	10%	203	577
Vapor® Liana	17%	342	959
Vapor® Gradients	17%	342	959
Vapor® Sky	19%	381	1065
Vapor® Pixel	19%	381	1065
Vapor® Syntax	6%	120	354
Vapor® Trail	24%	476	1328
Vapor® Shift X	53%	965	2723
Vapor® Transit	10%	203	577
Vapor® Bond	7%	141	410
Vapor® Verve	14%	283	797
VaporSoft® Cluster Dense	40%	759	2124
VaporSoft® Cora	68%	1176	3361
VaporSoft® Trail	24%	476	1328
VaporSoft® Cluster Sparse	10%	203	577

Product	% Open	18W Arktura Backlight Eco Lumen Output	65W Arktura Backlight Lumen Output
Trace® Curved	55%	994	2811
Trace® Slide	8%	162	466
Trace® Skew	62%	1095	3112
Trace® Slant	43%	808	2266
Trace® Straight	54%	979	2767
Particle® Ion	5%	99	297
Particle® Code	9%	182	522
Particle® Phase	4%	78	241
Particle® Fuse	4%	78	241
Particle® Urban	10%	203	577
Delta Drop® 2x4 Full Pattern	12%	241	653
Delta Drop® 2x4 Half Pattern	7%	134	390
Delta Drop® 4x4 Full Pattern*	14%	538	1514
Delta Drop® 4x4 Half Pattern*	7%	268	779

* Delta Drop® 4x4 shown with two Light Fixtures per panel.

Product Line

Design Options

Delta Drop® offers a growing library of pre-configured options. Delta Drop® is available in three tileable patterns in 2x4 and 4x4 panel sizes.

