



A R K T U R A

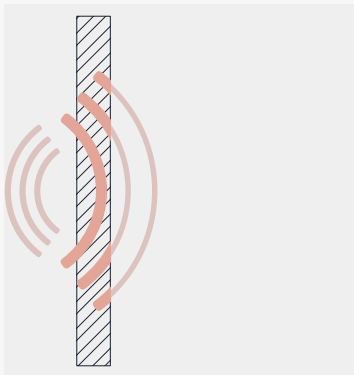
Trace[®] Slide



Ceiling & Wall **Panels**

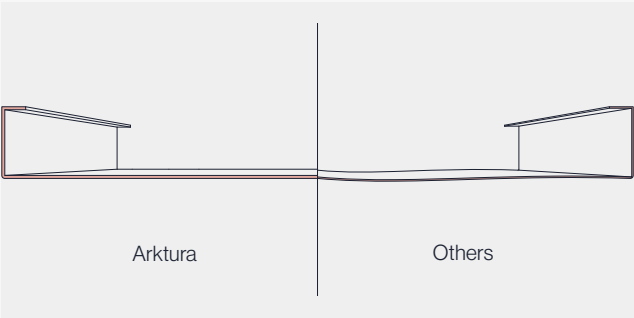
Our Key Features

Trace® Slide's powder-coated aluminum torsion spring panels evoke the outdoors through biophilic lines that create the illusion of motion of a gentle stream or echo the bark of an ancient tree. Add visual depth and functionality to your design with seamless illumination through our integrated InLine Lighting or Backlighting options. Or enhance acoustic comfort and reduce the impact of noise with our high-performance Soft Sound® backers.



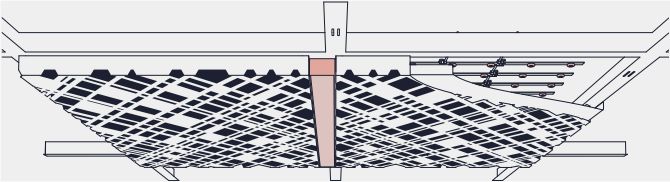
Reduce Noise & Enhance Acoustics

Trace®'s optional Soft Sound® backer material reduces the impact of noise from everyday annoyances like ringing, typing, and chatter resulting in a more pleasant and productive environment. The Soft Sound® backer works in concert with the design to help reduce and control reverberations leaving a lasting impression at scales ranging from assembly halls to conference rooms.



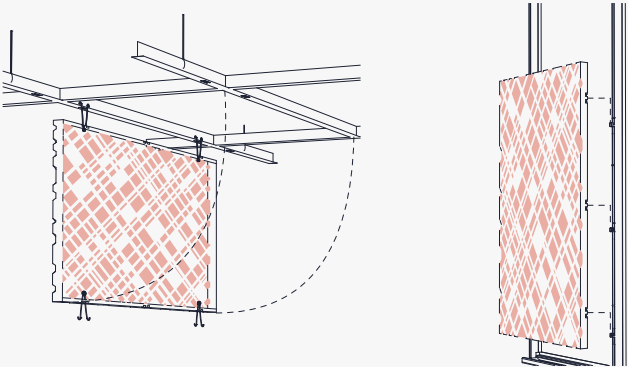
Superior Flatness & Strength

Trace® panels are manufactured from aluminum that is, on average, 50% thicker than others, which, in combination with our precision processes, results in unrivaled flatness.



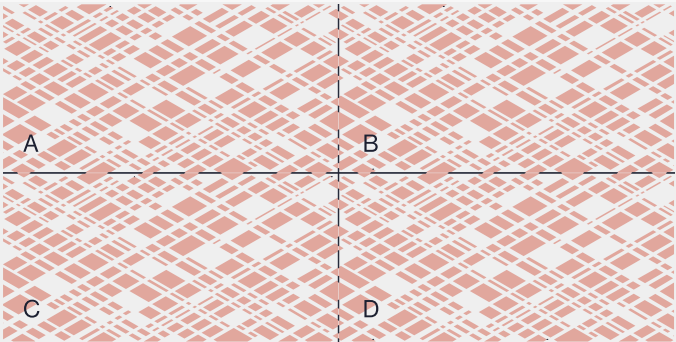
Integrated Lighting Options

Integrate illumination and lighting effects to your projects with Arktura's offering of lighting solutions such as InLine or Backlight.



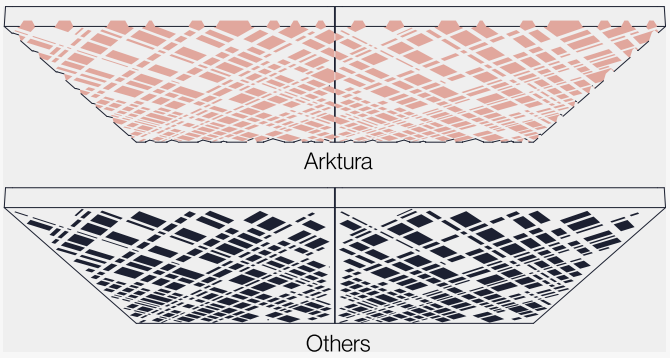
Easy Installation & Access

Trace® panels offer easy install and access across walls and ceilings through quick torsion spring attachment to standard grid systems and a simple hook-on attachment to our Vertika® channel system.



Preconfigured Solutions

Trace® panels are preconfigured solutions designed with a dynamic array of criteria and effects in mind to provide a seamless result. Choose from our library of patterns to uniquely impact your project.



Continuous Pattern Aesthetic

Achieve uninterrupted patterning across your space. Trace® patterns have perforations that wrap around the edges of each panel, concealing where patterns start and end.



Scan the QR or Click to Learn More about Vapor®

Inspiration



Illuminate Your Space with Integrated Arktura Backlighting



Add Acoustic Control with Soft Sound® Backers



Add Texture and Visual Interest to Your Space

Overview

1 Understanding the System

2 Optional Accessories

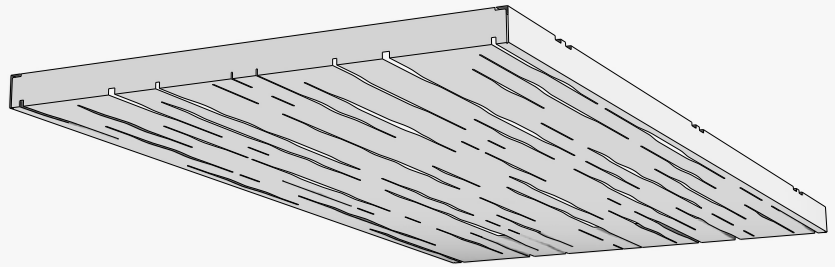
3 Available Finishes

4 Product Specifications

1 Understanding the System

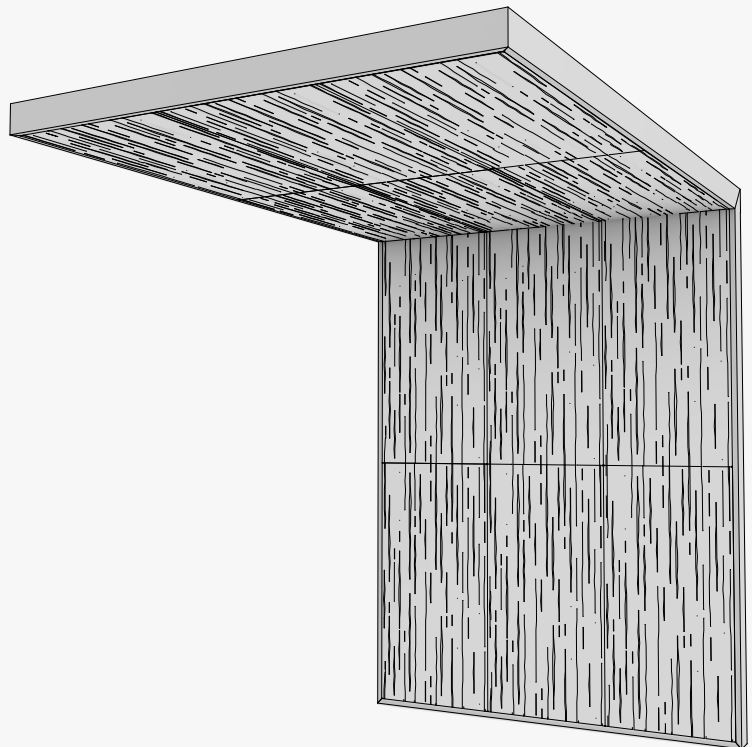
Standard Panel

Trace® is a modular accessible aluminum panel system designed to work with torsion grid. Customization is available.



Seamlessly Join Walls & Ceilings

Trace® easily transitions from one plane to another and around corners.



1 Understanding the System

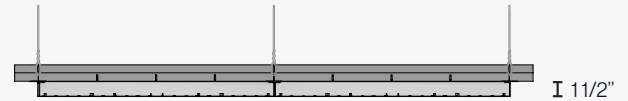
Understanding the Panel

The pattern surface is created using 4 unique tiles in a specific arrangement that minimizes visual repetition across your space.

Panel A: 9% Open

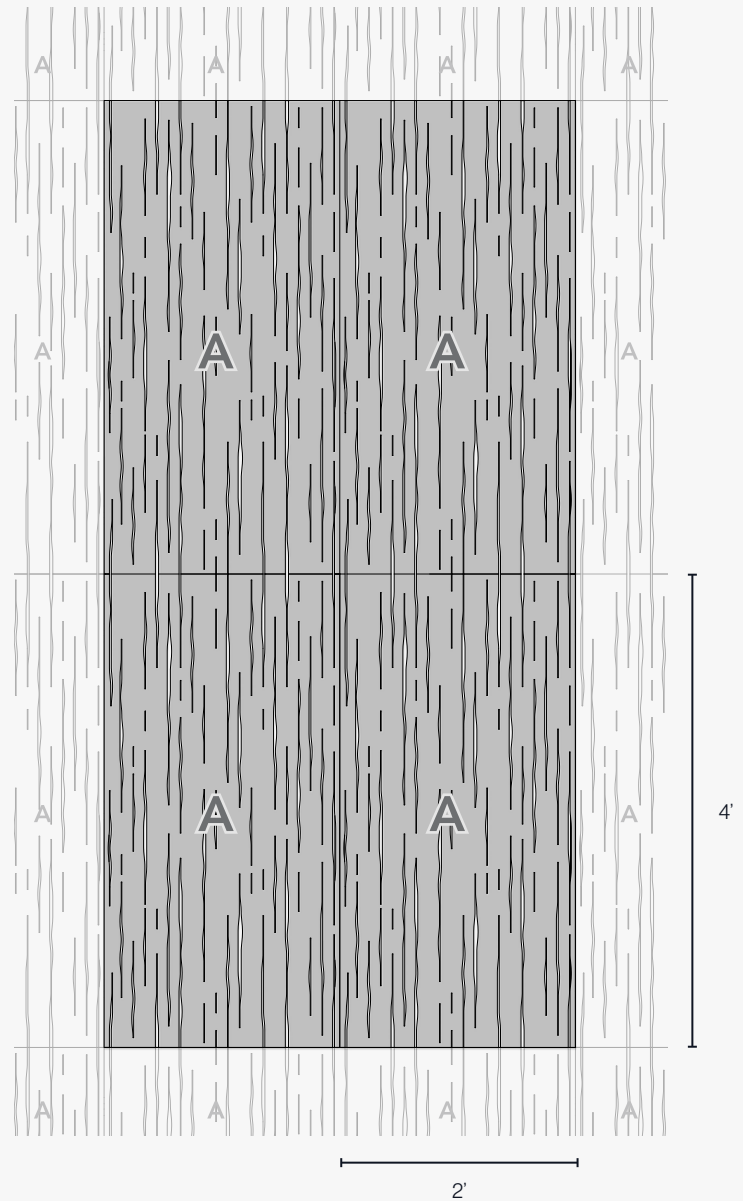
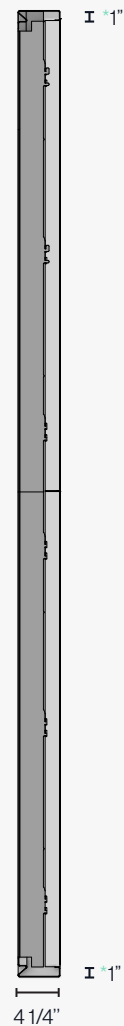
* Vertika® Trim

Ceiling Section



Panel Configuration, Wall or Ceiling

Wall Section



! All dimensions nominal.

1 Understanding the System

Accessory Options - Ceiling

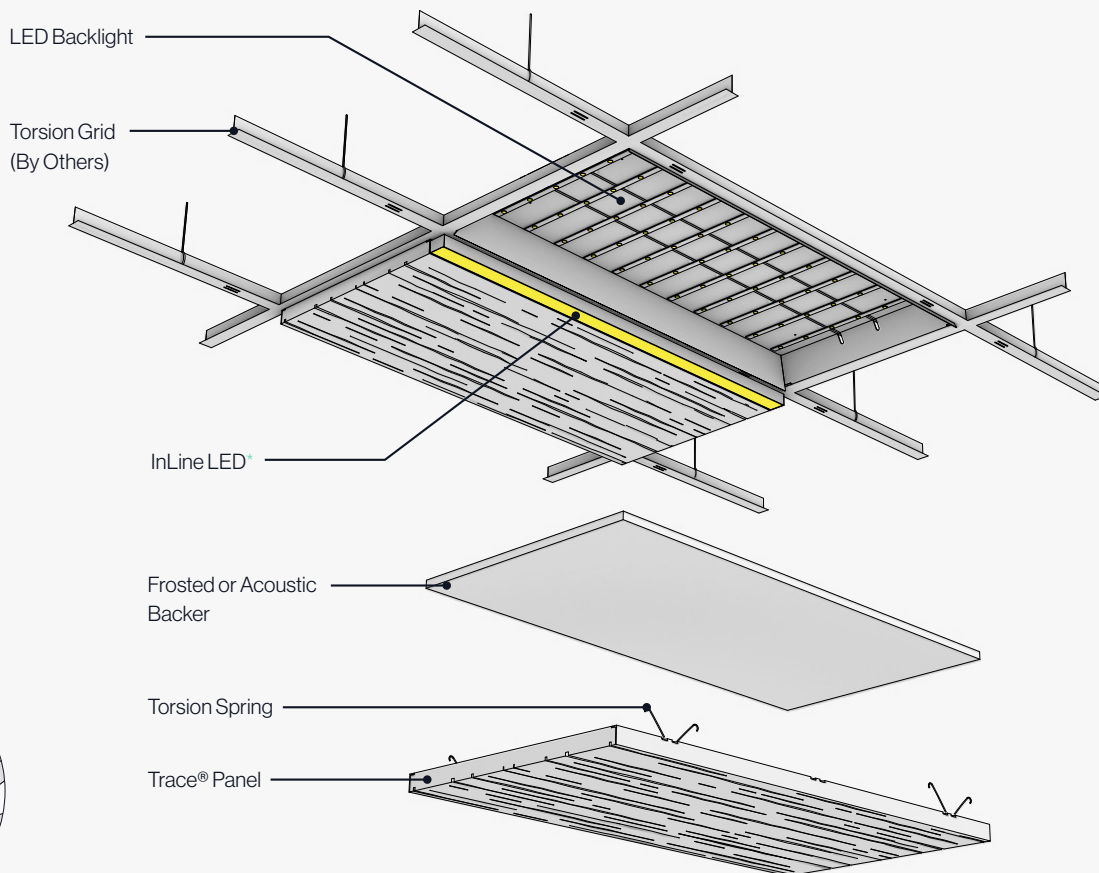
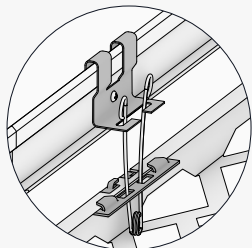
- Frosted light diffusing backer
- 1/2" acoustic backer
- Backlight
- InLine downlight

i Check out our Configuration examples on PAGE 10.

* A Specific Inline light panel is used to accommodate the width of the fixture within the 2' width.

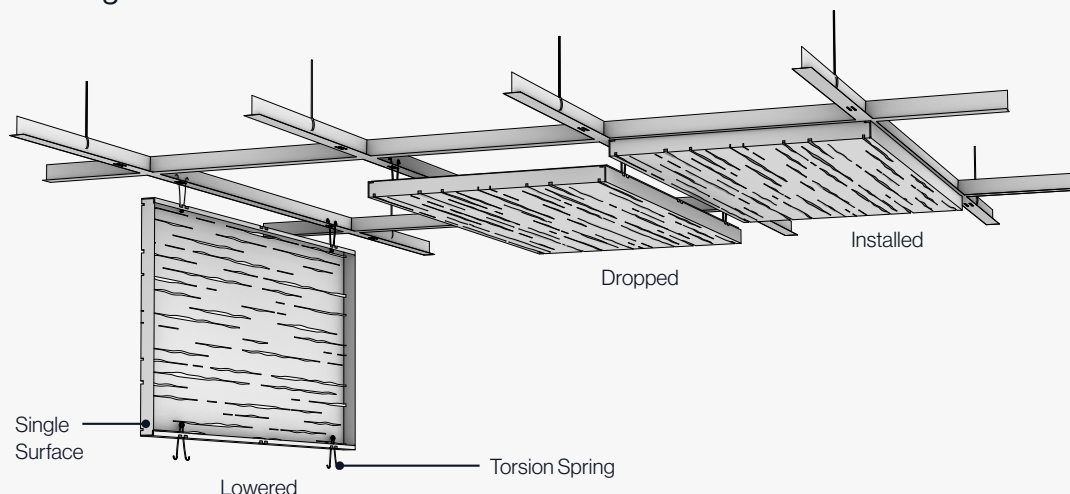
Torsion Spring Adapter Clip

Interested in using standard t-grid? Use our Torsion Spring Adapter Clip.



Attachment System - Ceiling

Torsion Spring clips allow for rapid install and easy access for maintenance above the grid post install.



1

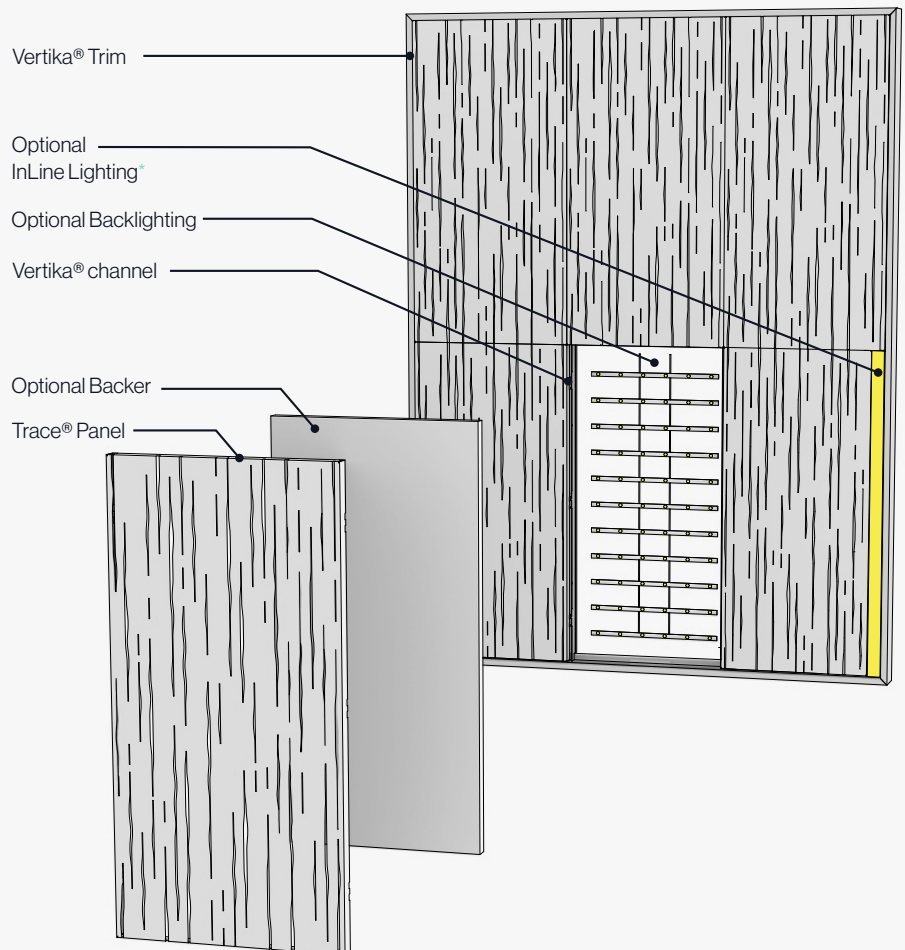
Understanding the System

Accessory Options - Wall

- Frosted light diffusing backer
- 1/2" acoustic backer
- Backlight
- InLine light

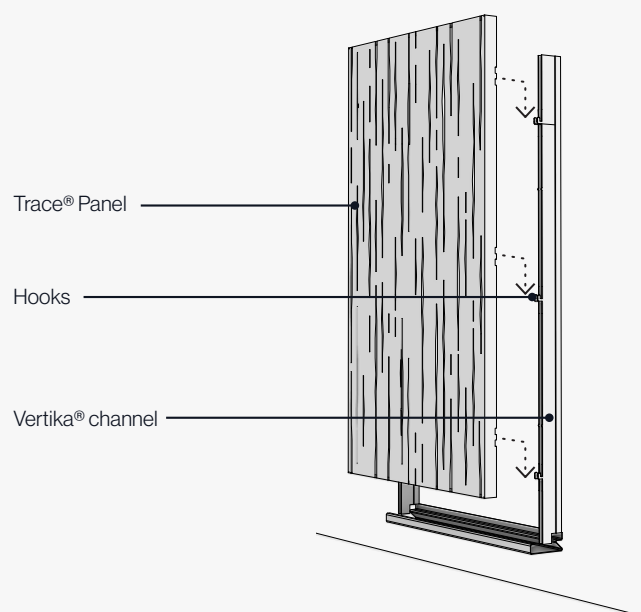
i Check out our Configuration examples on PAGE 10.

* A Specific InLine light panel is used to accomodate the width of the fixture within the 2' width.



Attachment System - Wall

Panels are easily installed or removed by sliding onto or lifting off from the system's Vertika® channel hooks.



2


Optional Accessories

Lighting



Backlighting

Arkтура Backlighting allows you to fully illuminate your ceiling and wall panel installs, creating beautiful evenly lit surfaces. These fixtures are available in high and low output versions, both dimmable. See Backlighting specs details on PAGE 15.



InLine Lighting


Our light installs below and attaches to the grid. The fixture is available in 4' increments and can be used on either 4' edge of the Trace® InLine Light panel type. See Inline Lighting specs details on PAGE 17.

Backers



Soft Sound® Backer

We offer various options of Soft Sound® panel inserts to achieve a variety of NRC ratings. Please refer to our True NRC® table of ratings.



Translucent Backer

Our proprietary light diffusing backers can be used to create a functional or decorative lighting effect in any space.

 Illustrative images. Patterns may not match the product.

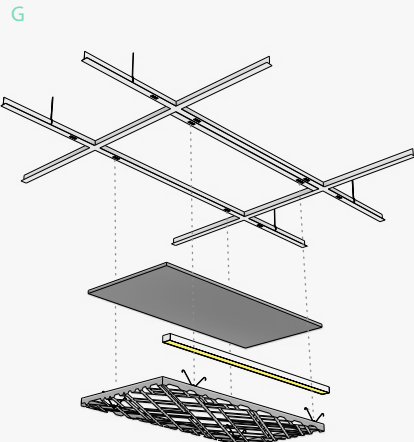
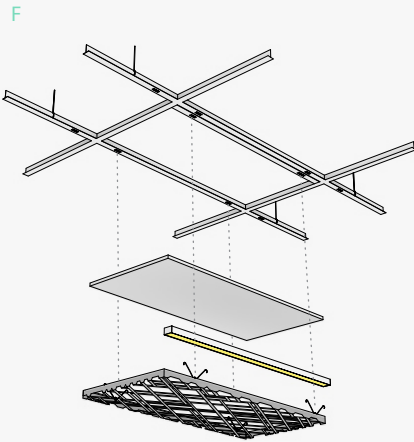
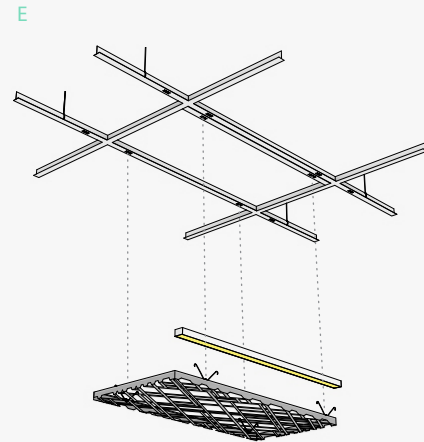
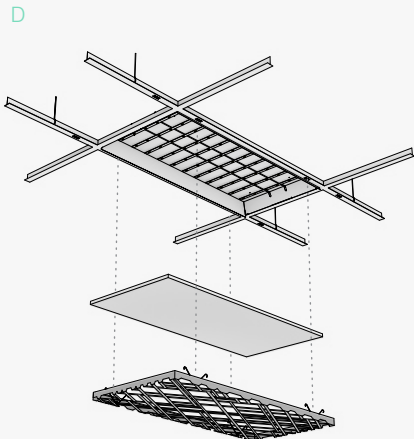
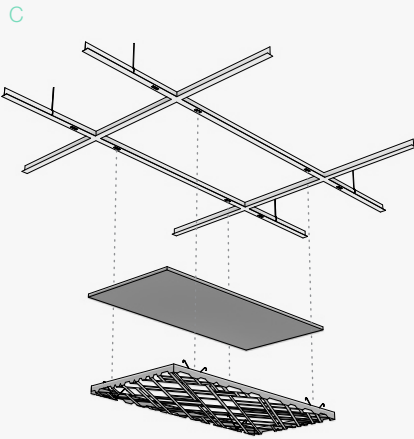
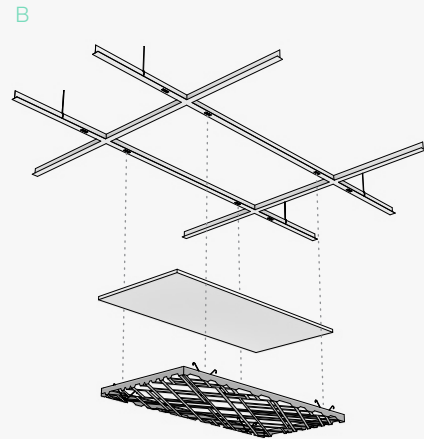
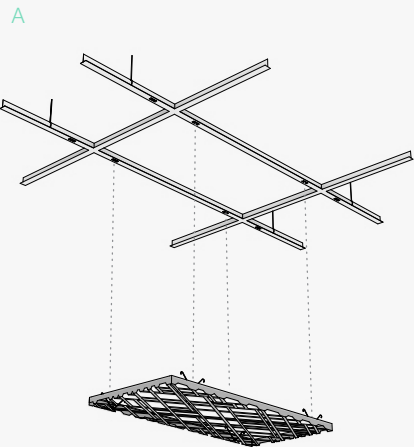
2 Optional Accessories

Possible Configurations

Refer to the chart and corresponding diagrams below for available configuration options.

	No Backer	Translucent Backer	Soft Sound® Backer
No light	A	B	C
Backlight		D	
InLine	E	F	G

Looking to combine backlight with acoustic performance in the same panel? Check out our VaporSoft® line.




Illustrative diagrams. Patterns may not match the product.

3

Available Finishes




Aluminum Panel

Powder Coat
Standard
FinishT-Grid White*
(Matte)Arktura White
(Matte)Brilliant White
(Gloss)Silver Metallic
(Semi Gloss)Jet Black
(Matte)


Coffee



Azure

Aviator Gray
(Gloss)Aviator Gray
(Matte)Steel
Gray

Shadow



Midnight




Torch

Blue
SteelRaw
Umber

Caramel





Sandstone






Oat




Sunflower

Spirit Red
(Matte)Forest
Green**Powder Coat**
Premium Metallic
FinishChilled Champagne
(Semi Gloss)Burnished
Bronze
(Semi Gloss)**Custom Powder
Colors**


We offer premium non-stock RAL and custom color match options as well. Contact your sales rep for more information.

Non-stock
RALNon-stock
MetallicPremium Finish x **PURE+FREEFORM****Patinas**


Hollywood



Parisian Rust




Hampton Brass




Vintage Nickel

Wood Texture


Roma Noce



Rustic Timber



Autumn Cherry




Pearl White Oak



Miele Maple

* This color was designed to pair with Armstrong color "WH" grid and trim.

 All premium and standard finishes shown are designed for interior specifications. Products may be specified for exterior use, and with all treatments required by local code or facility, including custom color match or specialty finishes. Any changes to specification from interior standard or interior premium will result in a custom powder coat fee.

3 Available Finishes

Optional Translucent Backer

Polycarbonate

Available in interior and UV stable exterior options.



Frosted

Optional Soft Sound® Backer

Soft Sound® Vivids

Standard



Nori




Tidal



Seafoam



Bamboo



Cosmos



Plum




Azalea



Sorbet



Buttercream



Blush

Soft Sound® Elementals

Standard




Ube



Baltic



Caspian




Cortez



Honey



Sienna




Truffle



Morel



Cypress



Pebble


ⓘ Due to the nature of non-woven materials, light may pass through Soft Sound® in any thickness or color. A translucent appearance is most apparent in lighter colors and thin material when a light source is present behind the material. Arktura makes no claims or warranties about the material performing as opaque in any circumstance. To verify a products performance for light transmittance, a mockup of the specific intended use is recommended.

3

Available Finishes


Optional Soft Sound® Backer

Soft Sound®
Essentials
Standard



Soft Sound®
Wood Texture
Premium

i As with natural wood, variation in color and grain is expected and grain will not align across panels.



! Due to the nature of non-woven materials, light may pass through Soft Sound® in any thickness or color. A translucent appearance is most apparent in lighter colors and thin material when a light source is present behind the material. Arktura makes no claims or warranties about the material performing as opaque in any circumstance. To verify a products performance for light transmittance, a mockup of the specific intended use is recommended.

4

Product Specifications & Certifications

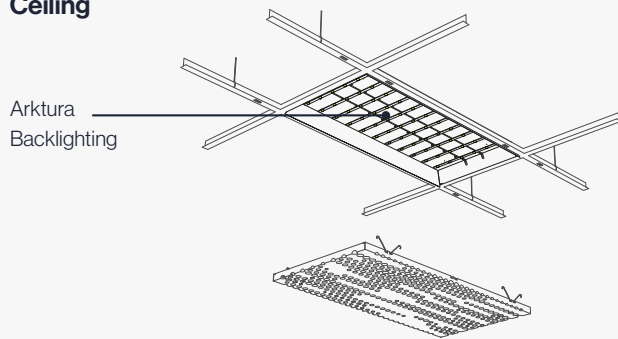
System Specs

Panel Size (WxHxD)	2' x 4' x 1 1/2"
Material	Aluminum
Openness in Plan	9%
Fire Rating	ASTM E84 - Class A
Acoustics (with optional Soft Sound® backer)	True NRC® 0.75: Ceiling ; E-300 Method True NRC® 0.70: Wall ; F-70 Method
Ceiling Attachment	Torsion Grid (By Others)
Wall Attachment	Vertika® Wall (Refer to Vertika® Brochure)
Accessibility	Torsion Spring Hinge
Trimmability	Yes, per installation manual
Accessories	Acoustic Backer, Translucent Backer, Backlight, InLine Light

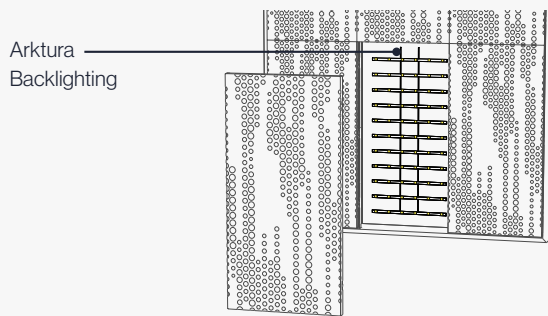
Arktura Backlighting Specs

Available in dimmable low and high output variations, gives you the power to illuminate spaces and create dynamic visual effects.

Ceiling

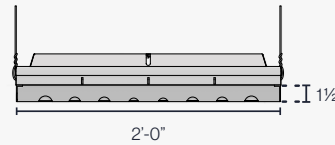


Vertika® Wall

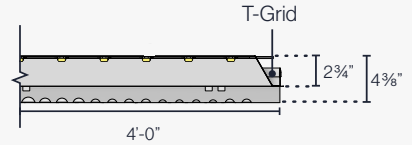


Sections - Ceiling

Front view

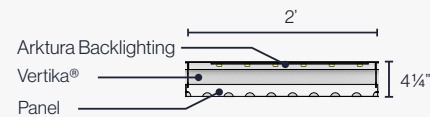


Side view

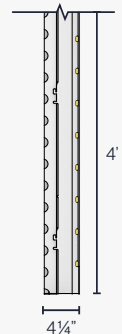


Sections - Wall

Top view



Side view



Specs

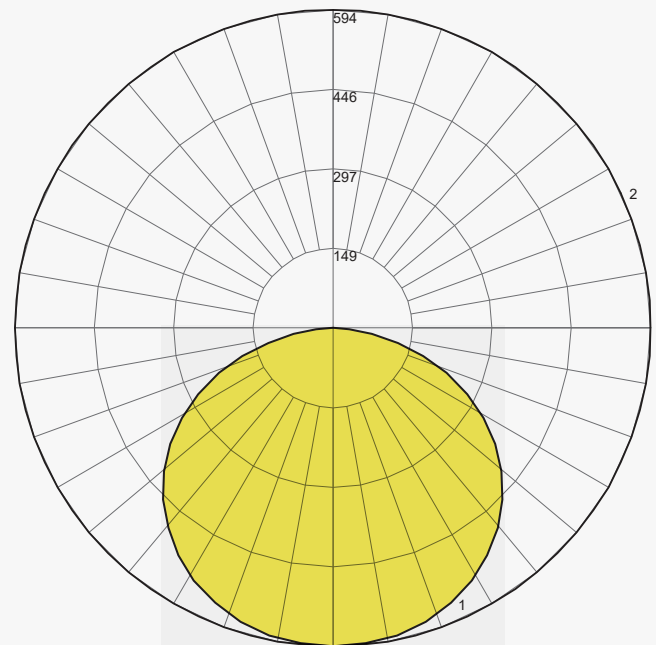
Product Features	Arktura Backlighting Eco 2x4 Panel	Arktura Backlighting 2x4 Panel
Power Consumption	18W 24VDC .75A	65W 24VDC 2.7A
Delivered Lumens	Please Reference Next Page for Specific Openness by Pattern	
CRI	90+	
Color Temperatures	3000K, 3500K, 4000K	
Size (LxWxD)	24"x48"x3 1/4"	
Optics/Beam Angle	160° Batwing Lens Per LED	
Operating Temperature	-20°C - +50°C (-4°F - +122°F)	
Dimming Options	TRIAC/Phase, ELV, MLV, 0-10V, 1-10V When Paired with Arktura LED Driver	
Cable	Factory Installed Plenum Rated CL3P Cable, 16AWG 10ft Whip	
IP Rating	IP64	
Environment	Suitable for Wet, Damp or Dry locations	
Markings	ETL Listed, Complies with UL 2108 & CSA C22.2#250.13:2020 Ed.4+U1	
Lifetime	L70 - 50,000 hours	
Warranty	5 Years, Limited	

Photometric

Located At Horizontal Angle = 0, Vertical Angle = 0

1 - Vertical Plane Through Horizontal Angles (0 - 180) (Through Max. Cd.)

2 - Horizontal Cone Through Vertical Angle (0) (Through Max. Cd.)



* Represents a 40% Openness Pattern.

Illustrative images. Patterns may not match the product.

Arktura Backlighting % Open & Lumen Output

Backlighting % Open & Lumen Output

Product	% Open	18W Arktura Backlight Eco Lumen Output	65W Arktura Backlight Lumen Output
Vapor® Cora	68%	1176	3361
Vapor® Bloom	20%	400	1118
Vapor® Breeze	23%	457	1276
Vapor® Byte	6%	120	354
Vapor® Cluster Dense	40%	759	2124
Vapor® Cluster Sparse	10%	203	577
Vapor® Cumula	18%	362	1012
Vapor® Element 605	6%	120	354
Vapor® Element 3212	32%	621	1734
Vapor® Element 3428	34%	656	1833
Vapor® Frequency	10%	203	577
Vapor® Liana	17%	342	959
Vapor® Gradients	17%	342	959
Vapor® Sky	19%	381	1065
Vapor® Pixel	19%	381	1065
Vapor® Syntax	6%	120	354
Vapor® Trail	24%	476	1328
Vapor® Shift X	53%	965	2723
Vapor® Transit	10%	203	577
Vapor® Bond	7%	141	410
Vapor® Verve	14%	283	797
VaporSoft® Cluster Dense	40%	759	2124
VaporSoft® Cora	68%	1176	3361
VaporSoft® Trail	24%	476	1328
VaporSoft® Cluster Sparse	10%	203	577

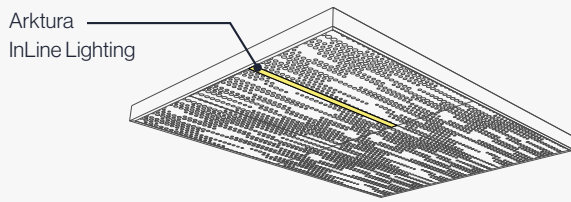
Product	% Open	18W Arktura Backlight Eco Lumen Output	65W Arktura Backlight Lumen Output
Trace® Curved	55%	994	2811
Trace® Slide	8%	162	466
Trace® Skew	62%	1095	3112
Trace® Slant	43%	808	2266
Trace® Straight	54%	979	2767
Particle® Ion	5%	99	297
Particle® Code	9%	182	522
Particle® Phase	4%	78	241
Particle® Fuse	4%	78	241
Particle® Urban	10%	203	577
Delta Drop® 2x4 Full Pattern	12%	241	653
Delta Drop® 2x4 Half Pattern	7%	134	390
Delta Drop® 4x4 Full Pattern*	14%	538	1514
Delta Drop® 4x4 Half Pattern*	7%	268	779

* Delta Drop® 4x4 shown with two Light Fixtures per panel.

Arktura InLine Lighting Specs

Makes it easy to seamlessly integrate linear lighting into the design of your paneling.

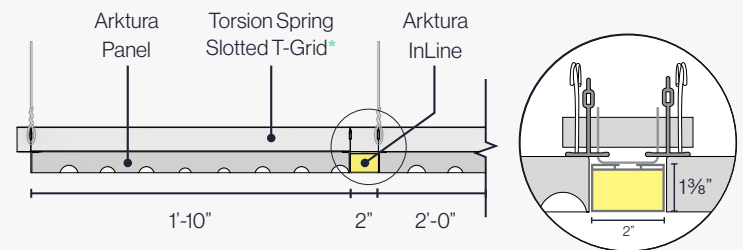
Ceiling



Vertika® Wall

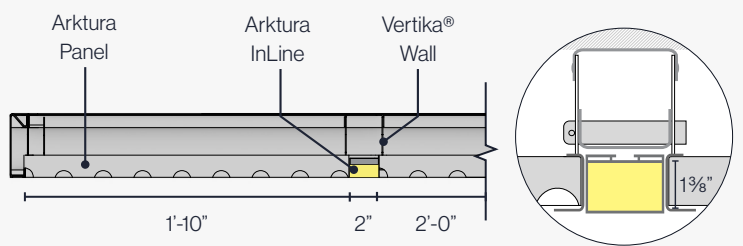


Elevations - Ceiling



*7301TS Prelude XL 12" HD Main Beam slotted for torsion spring.

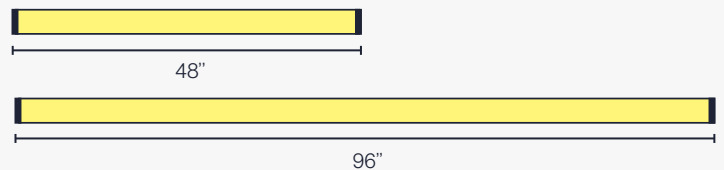
Top View - Wall



Arktura InLine System

Description		W/ft	Fixture Watts	lm/ft	Fixture Lumens	LM/W*
4 Foot	Arktura InLine 3.5 W/ft - 4'	3.5	14	349	1396	102
	Arktura InLine 5W/ft - 4'	5	20	525	2100	114
	Arktura InLine 7W/ft - 4'	7	28	614	2457	98
	Arktura InLine 10W/ft - 4'	10	40	1021	4084	110
8 Foot	Arktura InLine 3.5W/ft - 8'	3.5	28	349	2792	102
	Arktura InLine 5W/ft - 8'	5	40	525	4200	114
	Arktura InLine 7W/ft - 8'	7	56	614	4914	98
	Arktura InLine 10W/ft - 8'	10	80	1021	8168	110

Side - Length Options

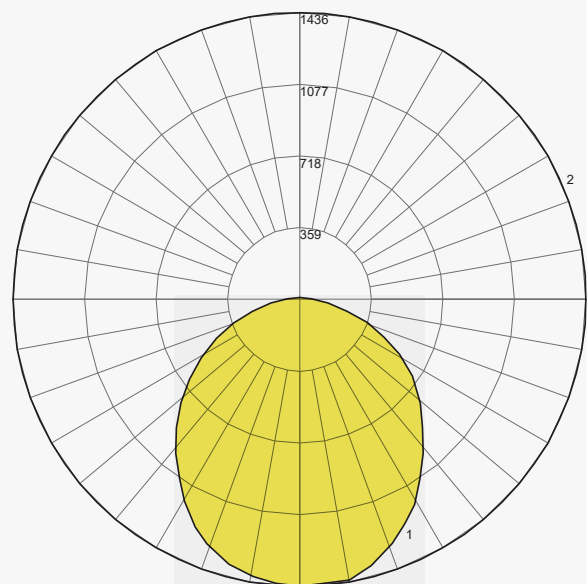


Photometric

Located At Horizontal Angle = 0, Vertical Angle = 0

#1 - Vertical Plane Through Horizontal Angles (0 - 180) (Through Max. Cd.)

#2 - Horizontal Cone Through Vertical Angle (0) (Through Max. Cd.)



Universal Specs

CRI	90+
Color Temperatures	3000K, 3500K, 4000K**
Operating Temperatures	-20C - +50°C (-4F - +122°F)
Dimming Options	TRIAC/Phase, ELV, MLV, 0-10V, When Paired with Arktura LED Driver
Cable	Factory Installed Plenum Rated CL3P Cable, 18AWG 4FT Cable
Environment	Indoor Locations Only
Markings	ETL Listed, Complies with UL 1598 & CSA C22.2#250.0:2021 Ed.5
Lifetime	L70 - 50,000 hours
Warranty	5 Years, Limited

Illustrative images. Patterns may not match the product.


* Efficiency at 3500K 90CRI

** Consult factory for custom color temperatures.


Product Line

Design Options


Trace® introduces subtle visual interest inspired by the ephemeral beauty of mist or cirrus clouds—continuous strands weave through a grid to yield a truly elegant visual pattern. The quiet simplicity of the design makes it an ideal background for large spans and multiple rooms.



TRACE® CURVED




TRACE® SLANT



TRACE® SKEW



TRACE® STRAIGHT



TRACE® SLIDE