



A R K T U R A

SoftGrid[®] Sine



Ceiling **Baffles + Light**

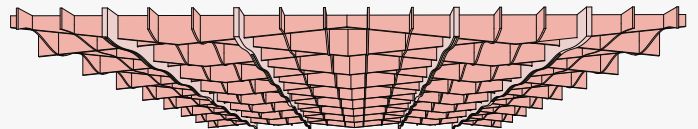
Our Key Features

Sine's acoustic ceiling modules create waves that flow in multiple directions for a truly eye-catching pattern that can either be used individually or connected together in a continuous field. Add because it's made of our Soft Sound® material, you can get acoustic control where you need it most.



Reduce Noise & Enhance Acoustics

SoftGrid®'s Soft Sound® material reduces the impact of noise from everyday annoyances like ringing, typing, and chatter resulting in a more pleasant and productive environment. SoftGrid®'s material works in concert with the design to help reduce and control reverberations leaving a lasting impression at scales ranging from assembly halls to conference rooms.



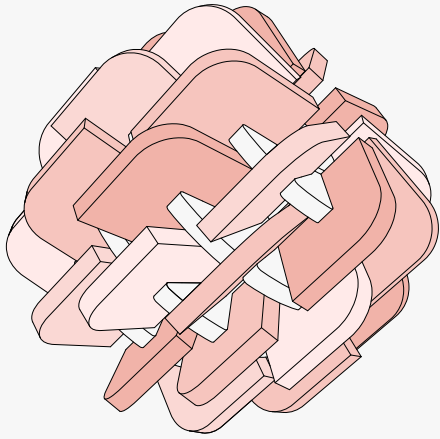
Continuous Baffles

Utilizing a hidden fin to fin alignment system SoftGrid® provides continuity in all directions across your space. In addition our optional hanging points offer a fine tuning capability for installers. Our custom formulated material thickness and density ensures rigidity that limits deflection.



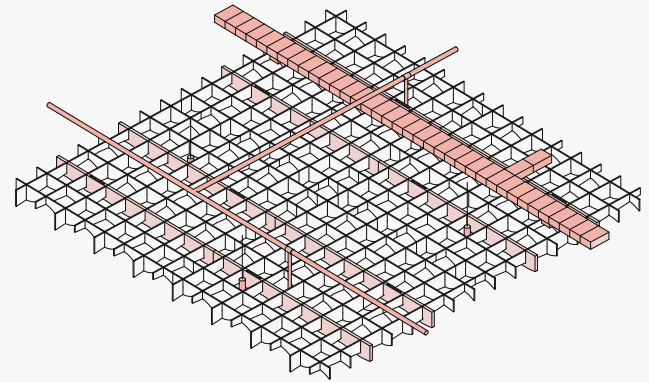
Scan the QR or Click to
Learn More about SoftGrid®

Our Key Features



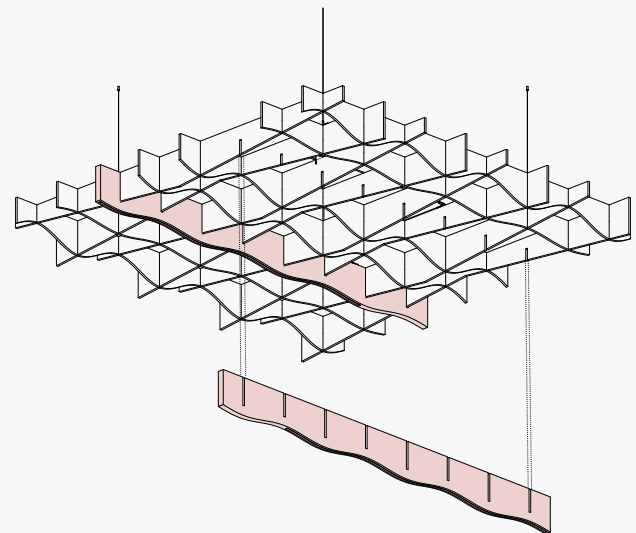
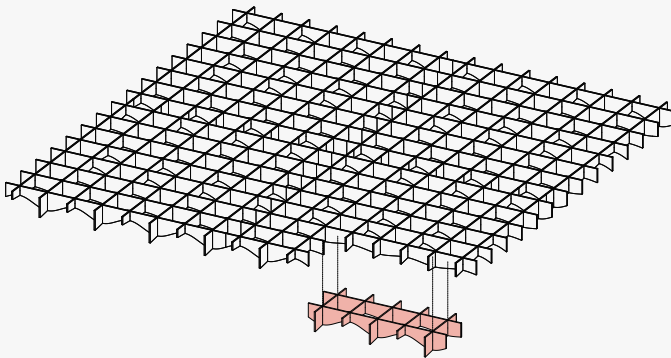
Expansive Soft Sound® Library

Choose from a large library of Soft Sound® colors and wood textures. Mix and match colors to accent fins and complement the color scheme of your space.



Open Plan Accessibility

SoftGrid®'s open grid design makes integrating systems above or below the modules simple and feasible. Easily removable fins and open structure makes accessing lights, HVAC, rigging points, plumbing, AV equipment, and life safety systems easy for your maintenance team.



Field Modifiable

SoftGrid® modules can be trimmed down to a minimum of four fin intersections. By rearranging our adjustable hangers, we make it easy for you to specify standard modules that can be easily field-modified around anticipated or unforeseen site conditions during install.

Integrated Lighting

Form meets function as this acoustic module now supports integrated lighting. Bring illumination to your next project with powerful LED lighting built directly into these fins.

Inspiration



Mix and Match Soft Sound® Colors as an Accent



Diffuse Lighting Across Your Space



Add Texture While Reducing Noise

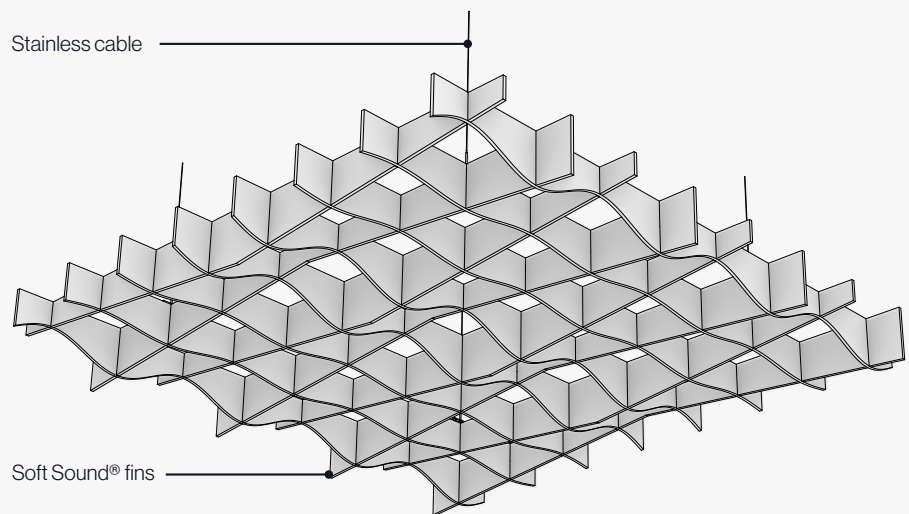
Overview

- 1 Understanding the System
- 2 Optional Lighting
- 3 Available Finishes
- 4 Product Specifications

1 Understanding the System

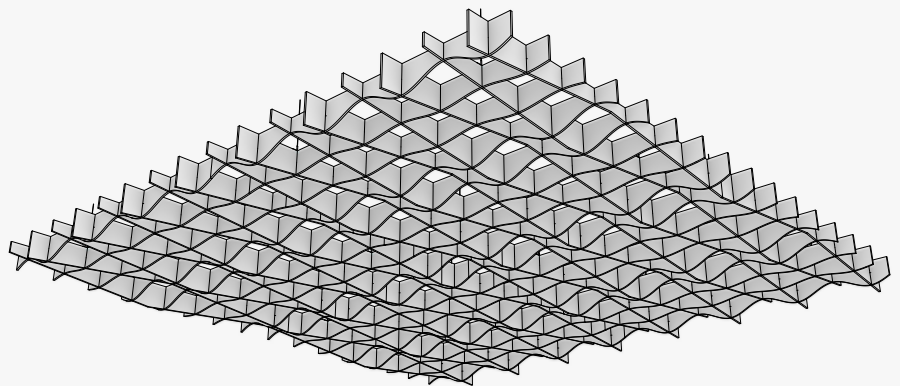
Standard Module

Modules are made from Arktura's lightweight & durable Soft Sound® acoustical material with stainless steel brackets.



Multiple Modules

Modules can be continuously tiled in multiple directions in plan, using the provided connecting brackets.



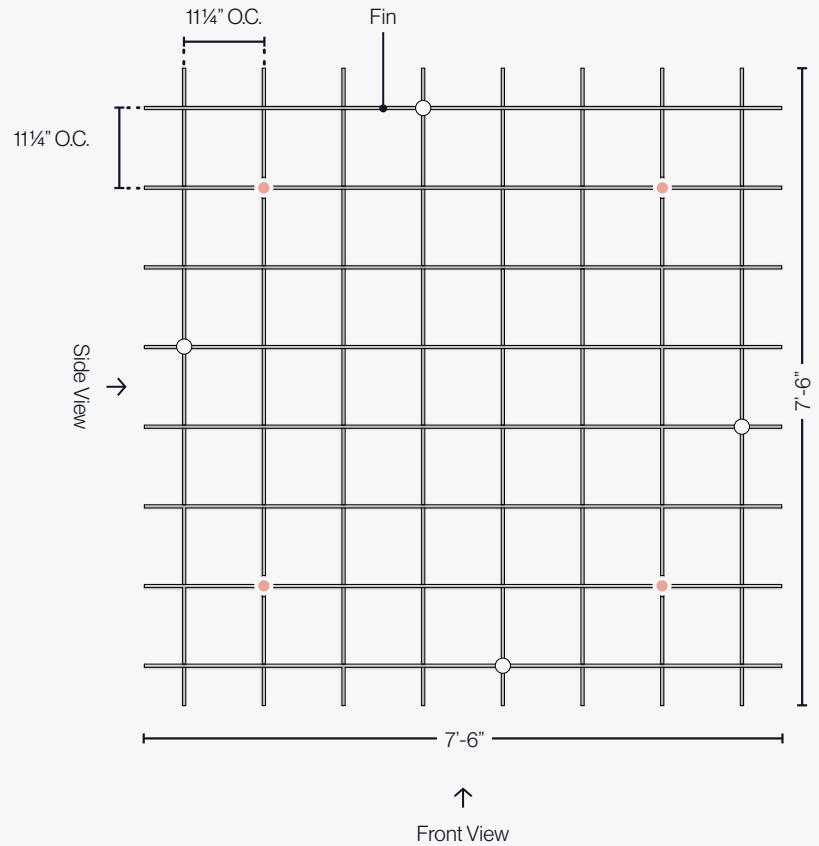
1 Understanding the System

Understanding the Module - Sine

Plan

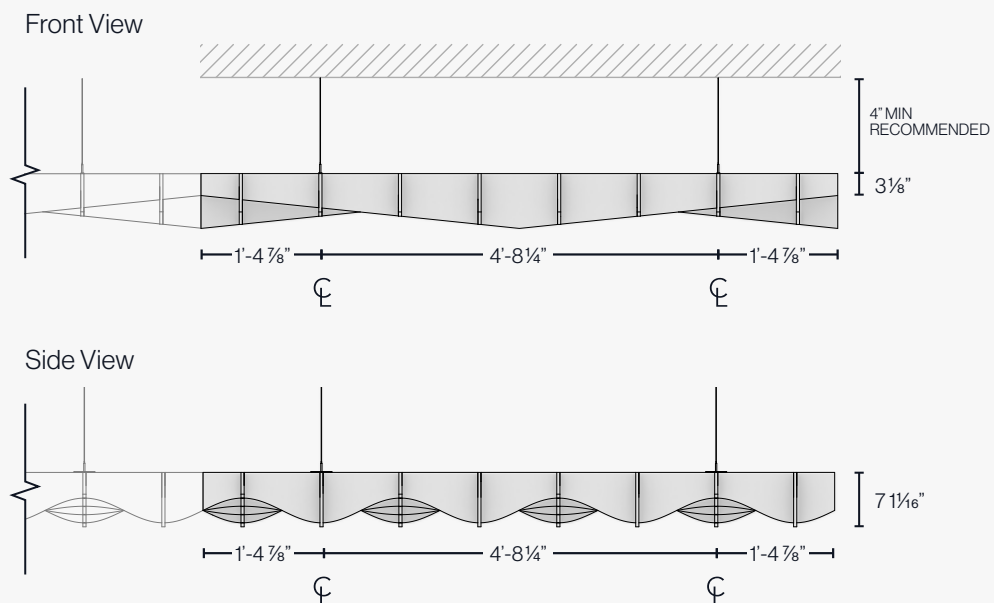
92% Open in Plan

- Required Hang Point Location
- Optional Hang Point Location



Elevations

Fin depth varies from 3 1/8" to 7 1/16" deep.



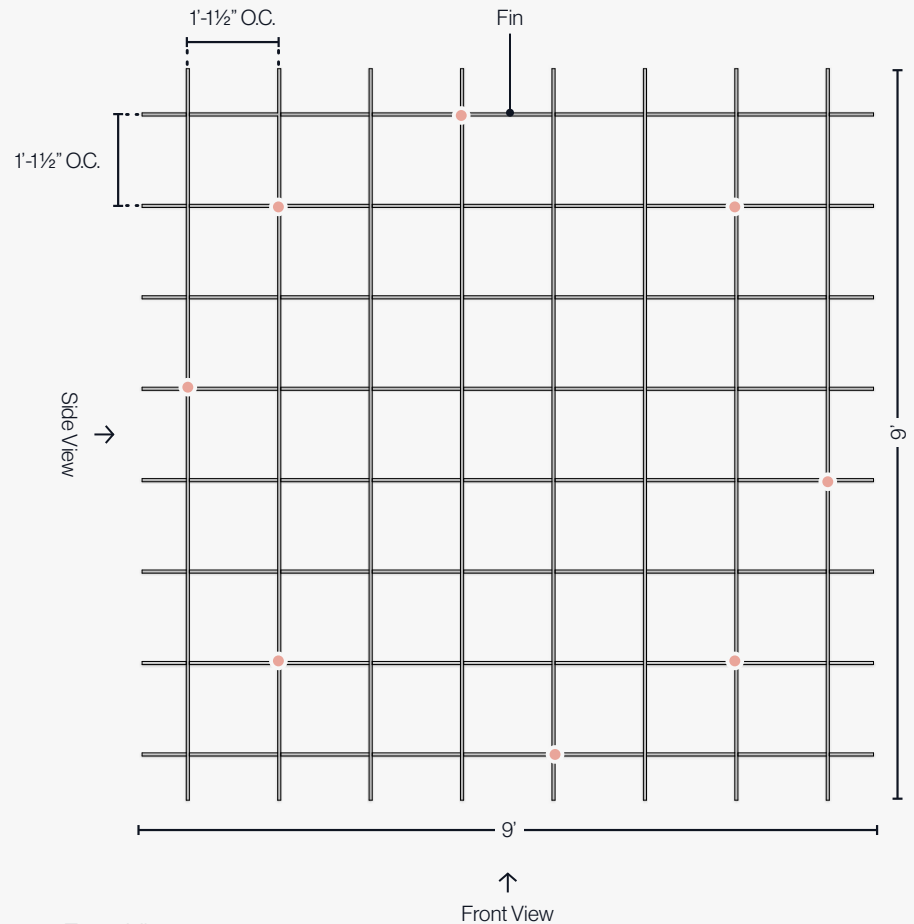
1 Understanding the System

Understanding the Module - Sine Max

Plan

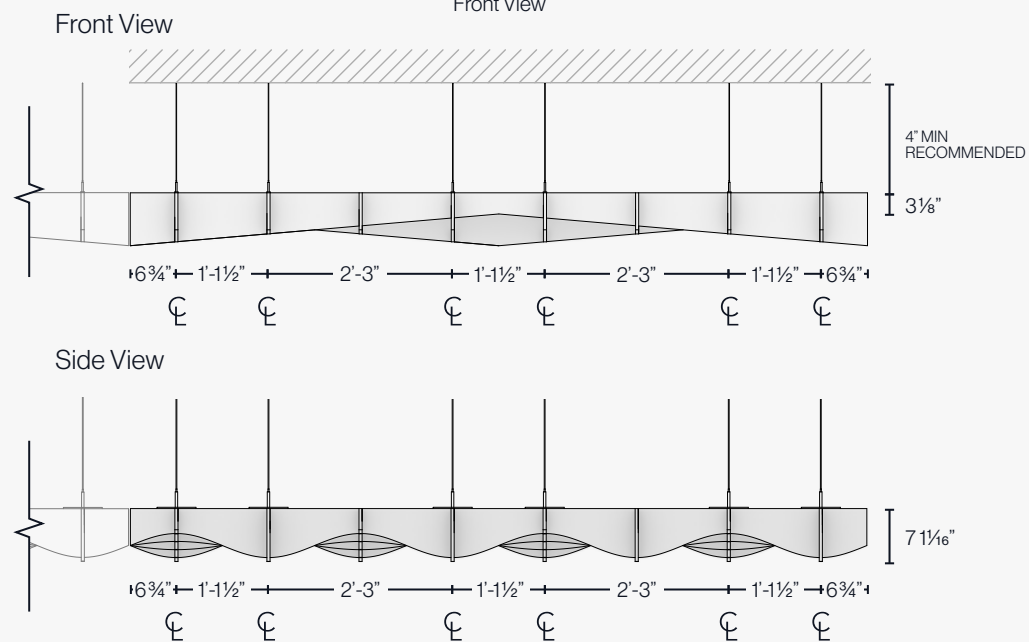
93% Open in Plan

● Required Hang Point Location



Elevations

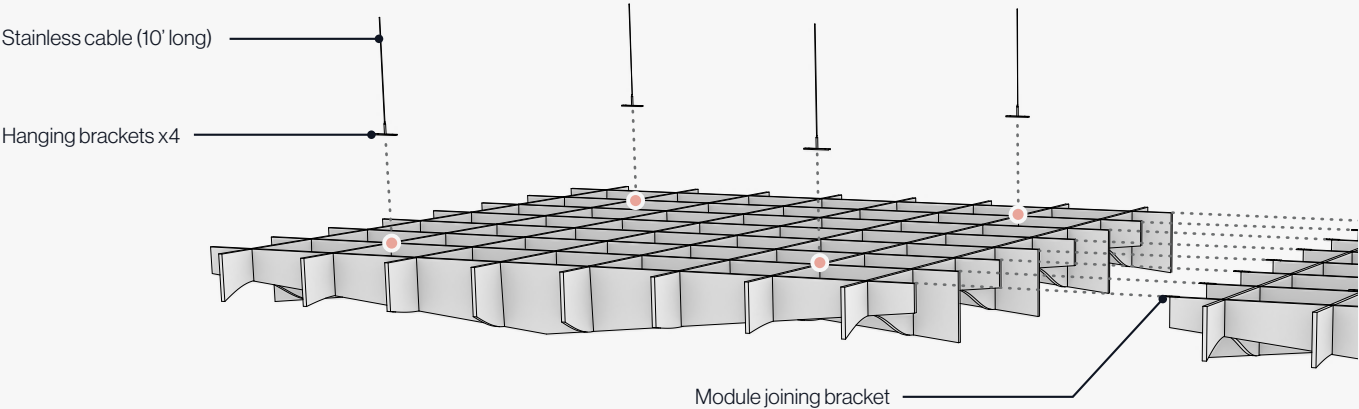
Fin depth varies from 3 1/8" to 7 1/16" deep.



1 Understanding the System

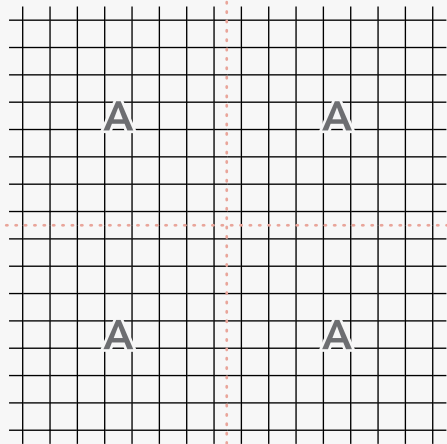
Attachment Details

To minimize the visual impact of our hanging system, we provide 1/32" stainless cables and a micro quick-release wire clamp with hanging brackets at 4 locations.

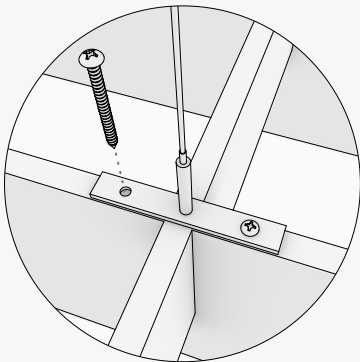


SoftGrid® Sine shown.

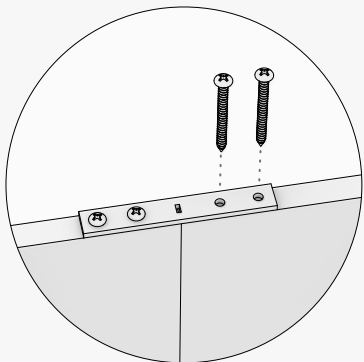
Module Configuration



Hanging Bracket Attachment




Module Joining Bracket



2 Optional Lighting

SoftGrid® Light



SoftGrid® Light's illuminated fins pack lighting into the signature forms of this collection



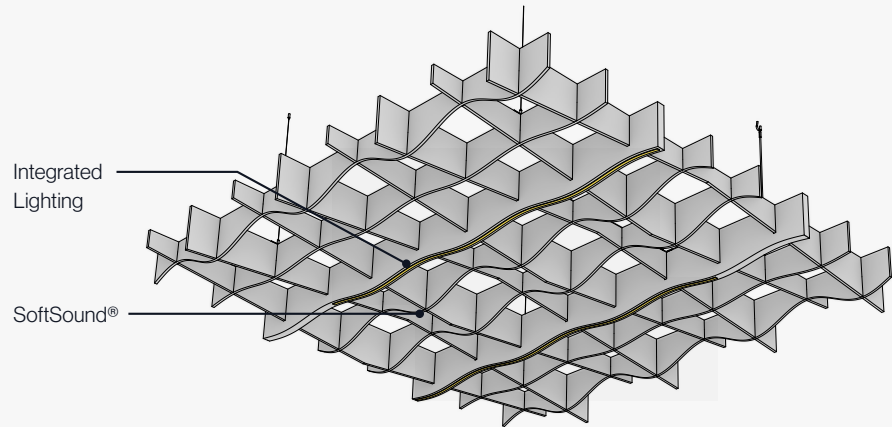
Seamlessly provide performative acoustics and functional illumination to your next project

② Optional Lighting

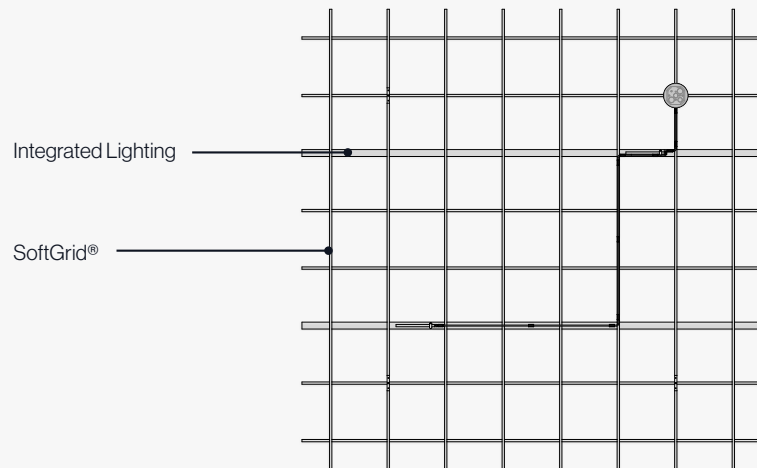
SoftGrid® Light

Perspective View

Modules are made from Arktura's lightweight & durable Soft Sound® acoustical material with stainless steel brackets and now feature an integrated light system.




Plan View



Possible Configurations

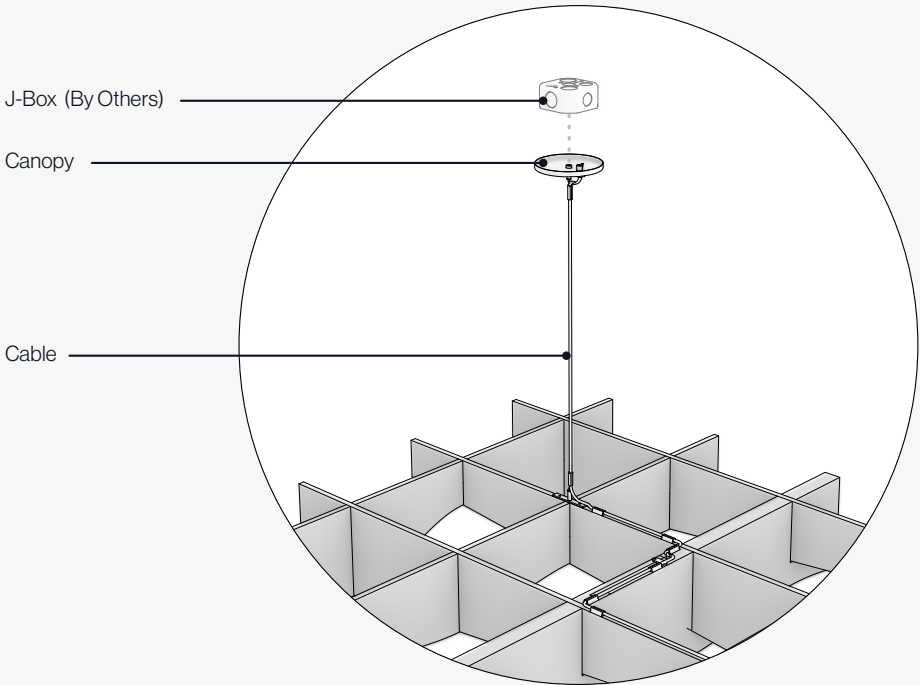
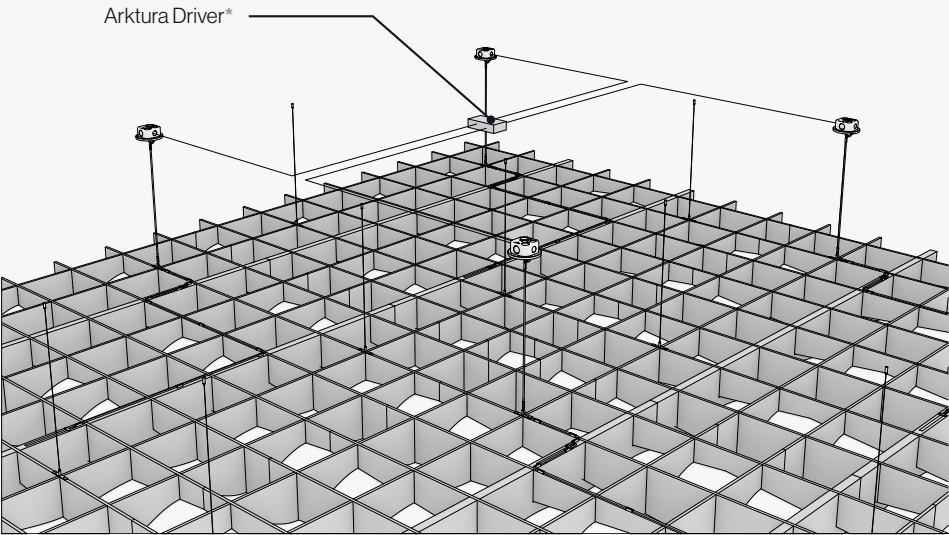
For a more detailed explanation, refer to the Installation Manual.



2 Optional Lighting

SoftGrid® Light - Attachment Details

* Refer to Installation Manual or
Contact Your Rep for More Info.




3


Available Finishes

Baffle Color

Soft Sound®
Vivids
 Standard

Soft Sound®
Elementals
 Standard

Soft Sound®
Wood Texture
 Premium

① As with natural wood, variation in color and grain is expected and grain will not align across panels.




① Due to the nature of non-woven materials, light may pass through Soft Sound® in any thickness or color. A translucent appearance is most apparent in lighter colors and thin material when a light source is present behind the material. Arktura makes no claims or warranties about the material performing as opaque in any circumstance. To verify a products performance for light transmittance, a mockup of the specific intended use is recommended.

3 Available Finishes


Baffle Color

Soft Sound®
Essentials
Standard



Duo Tone
Optional

Select a primary and
secondary color to
Switch up each module.



❗ Duo Tone is available in select patterns and sizes.

❗ Due to the nature of non-woven materials, light may pass through Soft Sound® in any thickness or color. A translucent appearance is most apparent in lighter colors and thin material when a light source is present behind the material. Arkтура makes no claims or warranties about the material performing as opaque in any circumstance. To verify a products performance for light transmittance, a mockup of the specific intended use is recommended.

3

Available Finishes

Canopy Color

Canopy cover available in Arktura White and Jet Black (Matte), and cable to match.

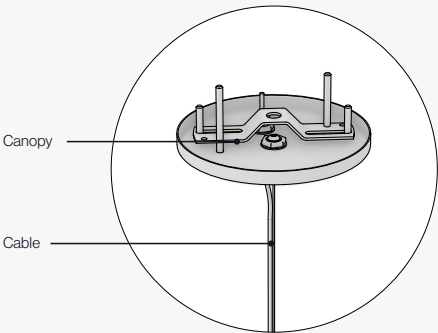
* Canopy can be field painted (by others).



Arktura White
(Matte)



Jet Black
(Matte)



4

Product Specifications & Certifications

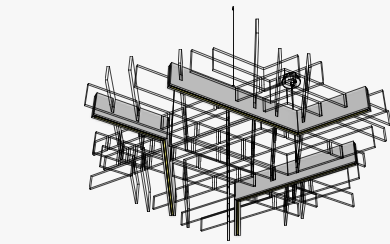
System Specs

Dimensions (WxLxD)	Sine: 7'-6" x 7'-6" x (Min. 3 1/8" Max. 7 3/4") Sine Max: 9' x 9' x (Min. 3 1/8" Max. 7 3/4")
Material	12mm Soft Sound® (PET), Stainless Steel
Openness in Plan	Sine: 92% ; Sine Max: 93%
Fire Rating	ASTME84 - Class A
Acoustics	True NRC® (F-100 Method) Sine: 0.6 ; Sine Max: 0.40
Attachment Method	1/32" Stainless Cable and Hardware
Accessibility	Yes, quick release cables
Trimability	Yes, per installation manual

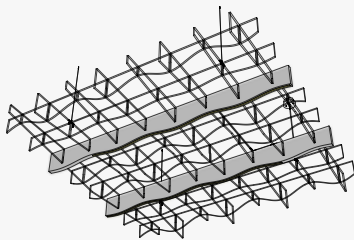
Patented
Copyright © 2015-2025 Arktura LLC. All rights reserved.

Arktura SoftGrid® Light

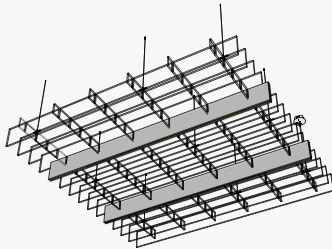
Explore our specifications to find the perfect fit for your lighting project.



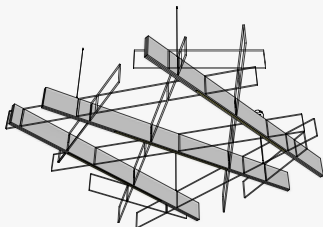
Flux



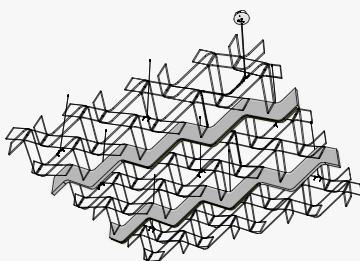
Sine



Square 6



Switch



Wave

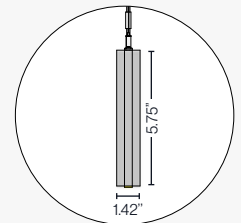
Specs

Power	24VDC, 3.5W/FT
Lens Aperture	.472" x .48" per light fin (3 fins total)
CRI	90+
Color Temperatures	3000K, 3500K, 4000K**
Operating Temperatures	-20C - +50°C (-4F - +122°F)
Dimming Options	TRIAC/Phase, ELV, MLV, 0-10V, When Paired with Arktura LED Driver
Cable	UL Rated Cable 18AWG 10FT (Other length options available)
Environment	Indoor Locations Only
Markings	ETL Listed, Complies with UL 1598 & CSA C22.2#250.0:2021 Ed.5
Lifetime	L70 - 50,000 hours
Warranty	5 Years, Limited
Dimensions	15.5" x 44"
Weight	Flux: 26 lbs; Sine: 37.5; Square 6: 48.9; Switch: 46.7; Wave: 32 lbs.
Materials	PET, Silicone, Misc. RoHS compliant
Installation Method	Suspension Cable Hung

Immersive Illumination



Dimension

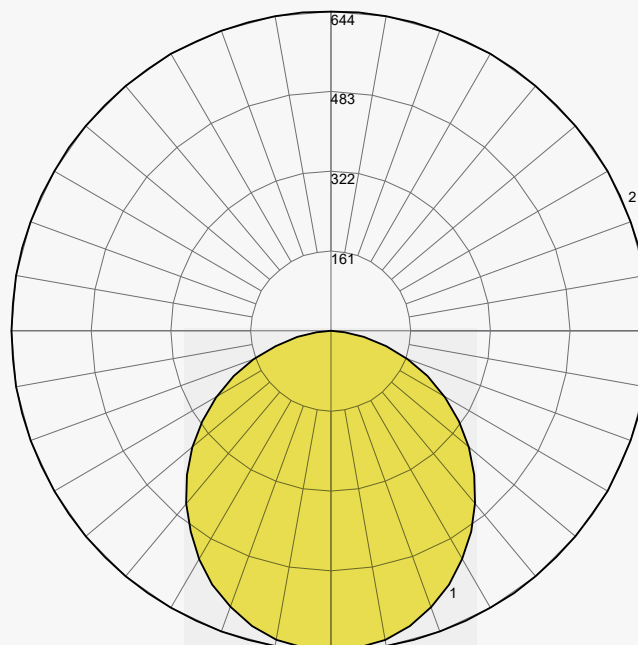


Photometric

Located At Horizontal Angle = 0, Vertical Angle = 0

#1 - Vertical Plane Through Horizontal Angles (0 - 180) (Through Max. Cd.)

#2 - Horizontal Cone Through Vertical Angle (0) (Through Max. Cd.)



Product Certifications

Electrical Safety Certification

Learn more at [intertek.com/marks/etl/](https://www.intertek.com/marks/etl/)

