



A R K T U R A

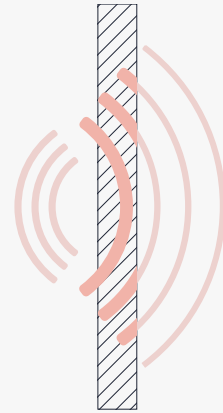
Vapor[®] Horizon



Ceiling & Wall **Panels**

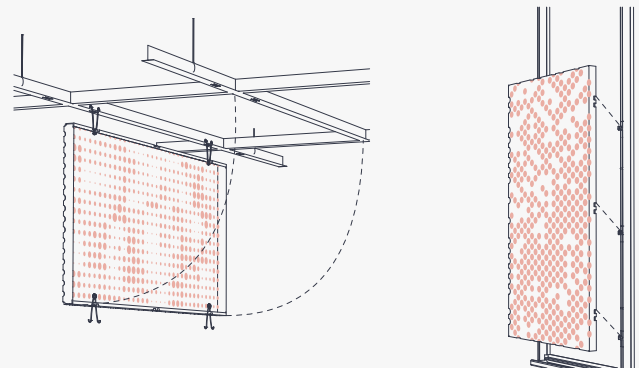
Our Key Features

Create an expansive field of view in any room with Horizon's abstract light beam design, which features a shimmering pattern when paired in an array. This perforated panel creates a visually stunning horizon effect by seamlessly transitioning from dark to light, adding depth and dynamism to any interior space. Choose from various powder coat finishes and optional lighting or Soft Sound® acoustic backers.



Reduce Noise & Enhance Acoustics

Vapor®'s optional Soft Sound® backer material reduces the impact of noise from everyday annoyances like ringing, typing, and chatter resulting in a more pleasant and productive environment. The Soft Sound® backer works in concert with the design to help reduce and control reverberations leaving a lasting impression at scales ranging from assembly halls to conference rooms.



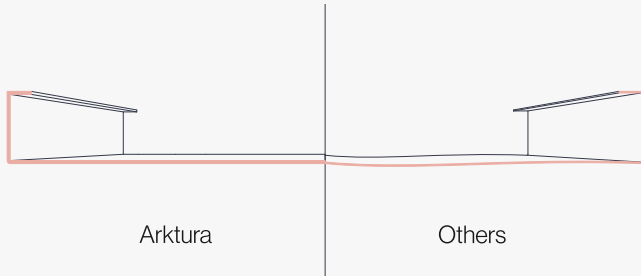
Easy Installation & Access

Vapor® panels offer easy install, using quick torsion spring attachment across standard ceiling grid systems or simple wall attachment using our Vertika® channel system.



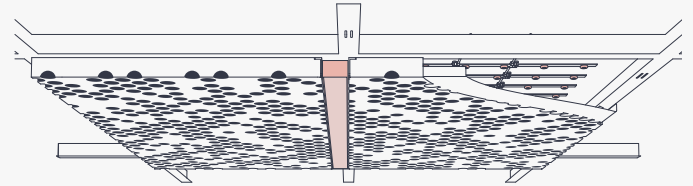
Scan the QR or Click to Learn More about Vapor®

Our Key Features



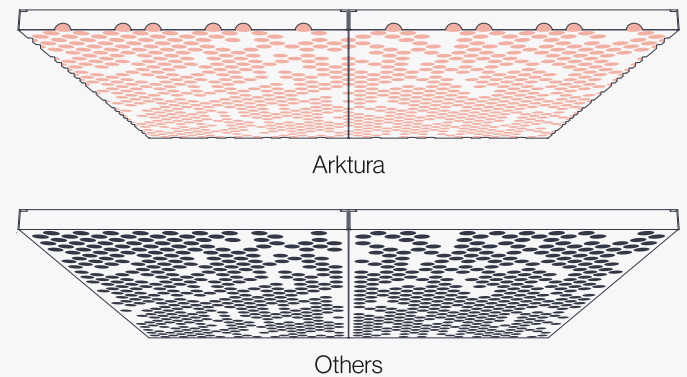
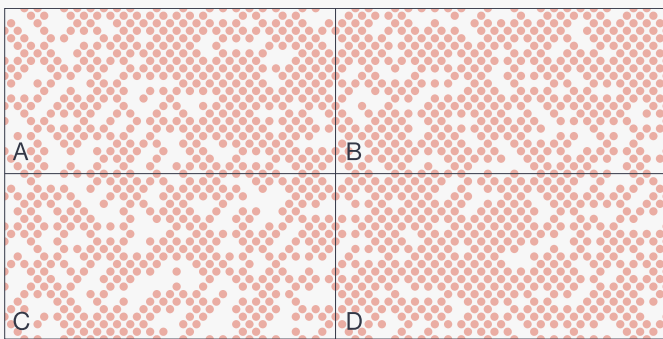
Superior Flatness & Strength

Vapor® panels are manufactured from aluminum that is on average 50% thicker than the competition, which in combination with our precision processes result in unrivaled flatness.



Integrated Lighting Options

Arktura's Vapor® line makes it easy to seamlessly add illumination and lighting effects to your projects, through available integrated InLine and Backlighting options.



Preconfigured Solutions

Vapor® panels are scalable, seamlessly tileable preconfigured solutions designed with a dynamic array of criteria and effects in mind. Choose from our growing library of patterns to uniquely impact your project.

Continuous Pattern Aesthetic

Achieve uninterrupted patterning across your space. Vapor® patterns have perforations that wrap around the edges of each panel, concealing where patterns start and end.

Inspiration



This Linear Perforation Brings a Sense of Direction to Any Space



Pattern Transitions Artistically from Solid to Perforated Design Designed to Complement Overcast's Cloud Silhouettes

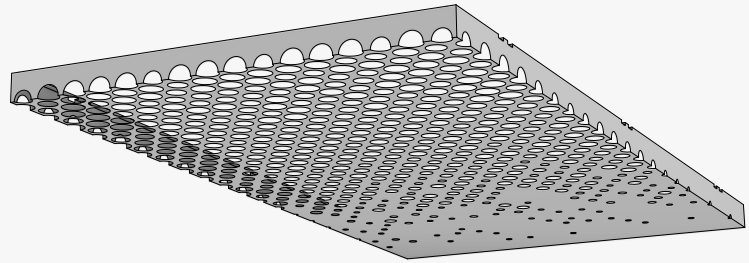
Overview

- 1 Understanding the System
- 2 Optional Accessories
- 3 Available Finishes
- 4 Product Specifications

1 Understanding the System

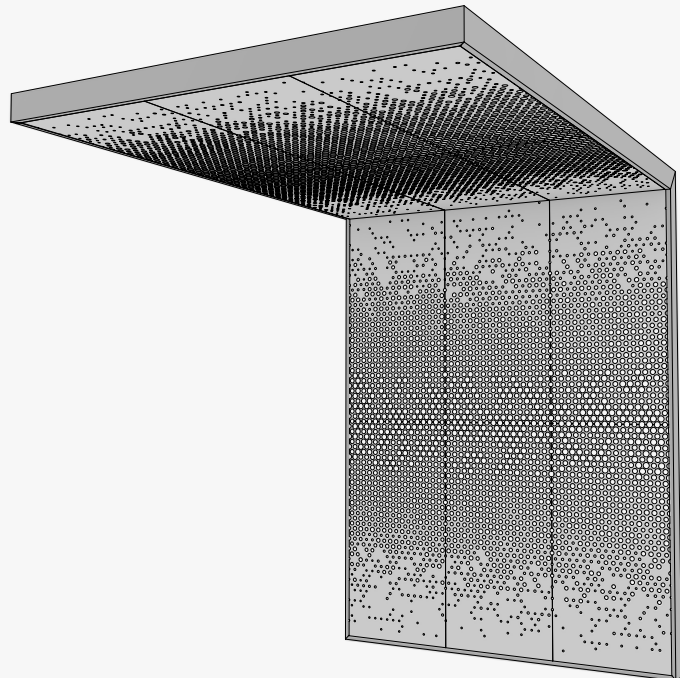
Standard Panel

Vapor® is a modular accessible aluminum panel system designed to work with torsion grid. Customization is available.



Seamlessly Join Walls & Ceilings

Vapor® easily transitions from one plane to another and around corners.



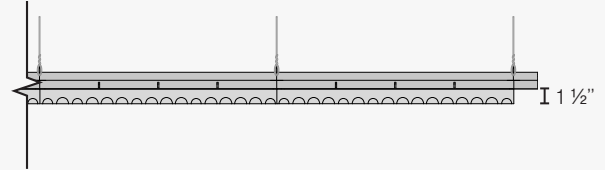
1 Understanding the System

Understanding the Panel

The pattern surface is created using 4 unique tiles in a specific arrangement that minimizes visual repetition across your space.

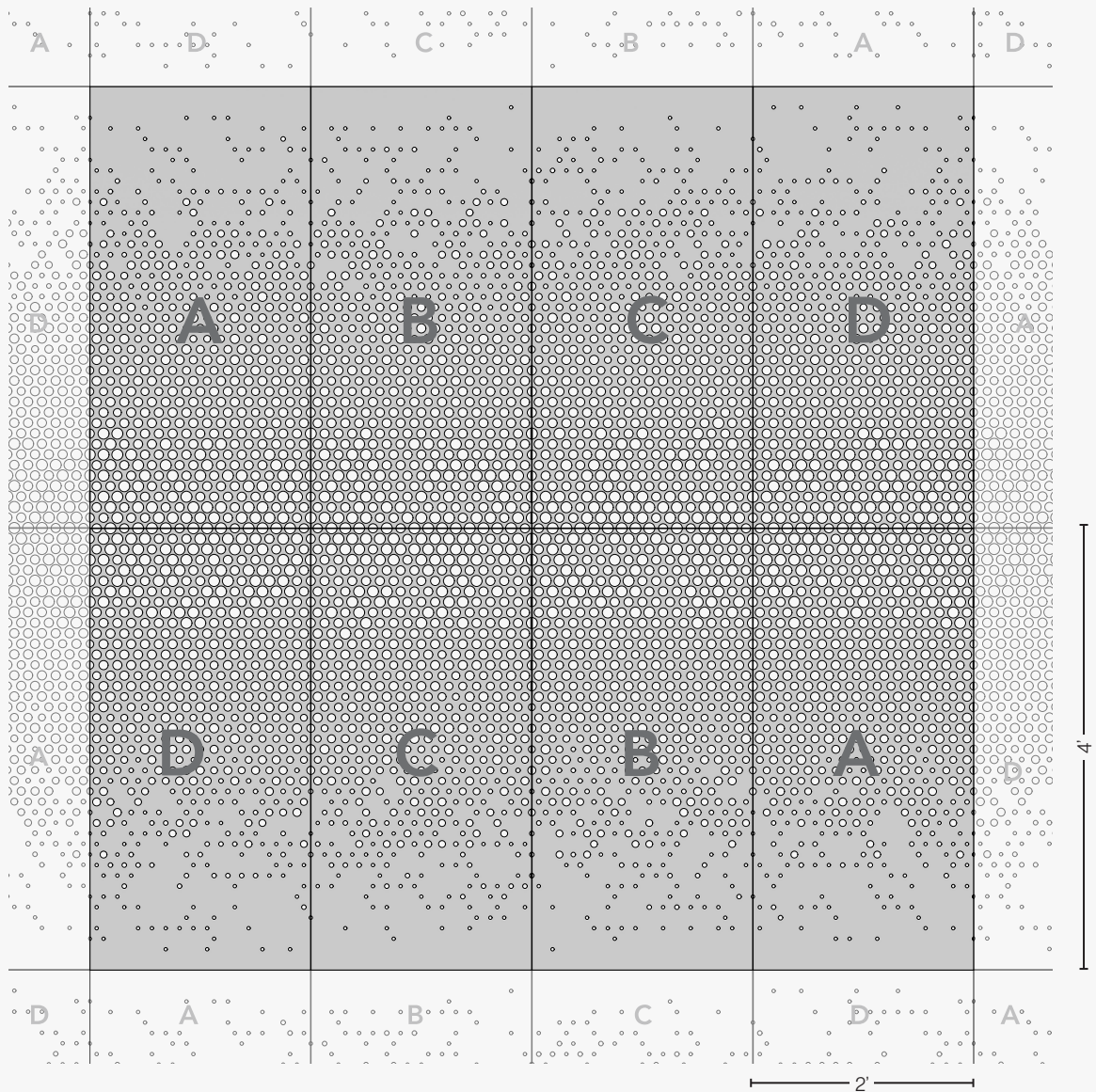
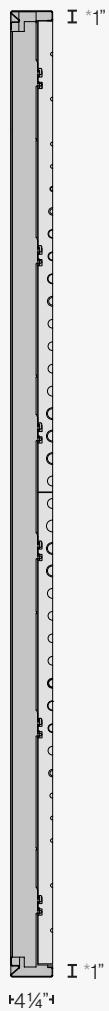
- Panel A: 34% Open
- Panel B: 33% Open
- Panel C: 33% Open
- Panel D: 33% Open

Ceiling Section



Panel Configuration, Wall or Ceiling

Wall Section



* Vertika® Trim

! All dimensions are nominal.

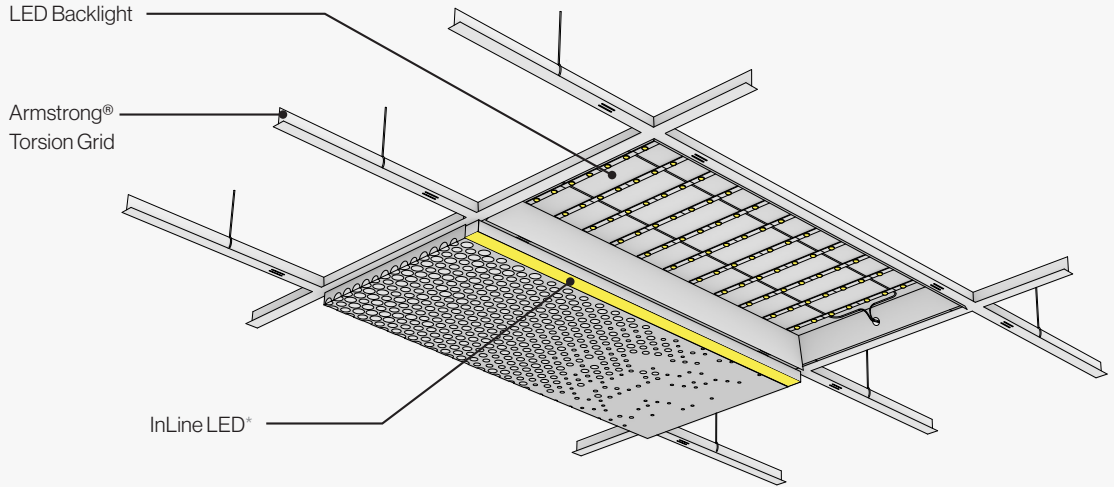
1 Understanding the System

Accessory Options - Ceiling

- Frosted light diffusing backer
- 1/2" acoustic backer
- Backlight
- InLine downlight

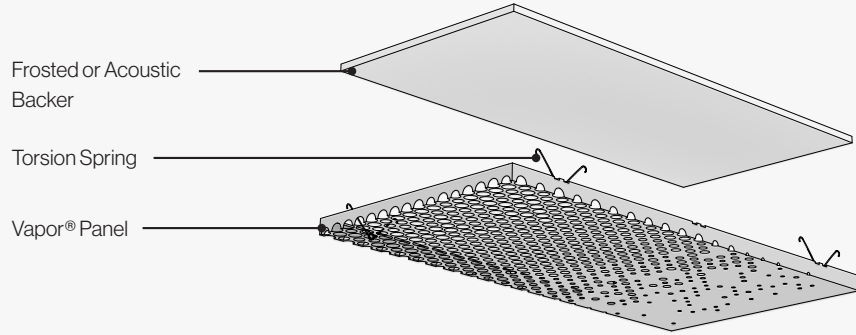
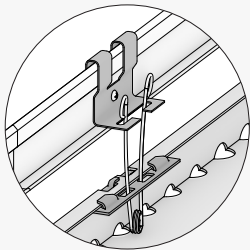
i Check out our Configuration examples on PAGE 10.

* A Specific Inline light panel is used to accommodate the width of the fixture within the 2' width.



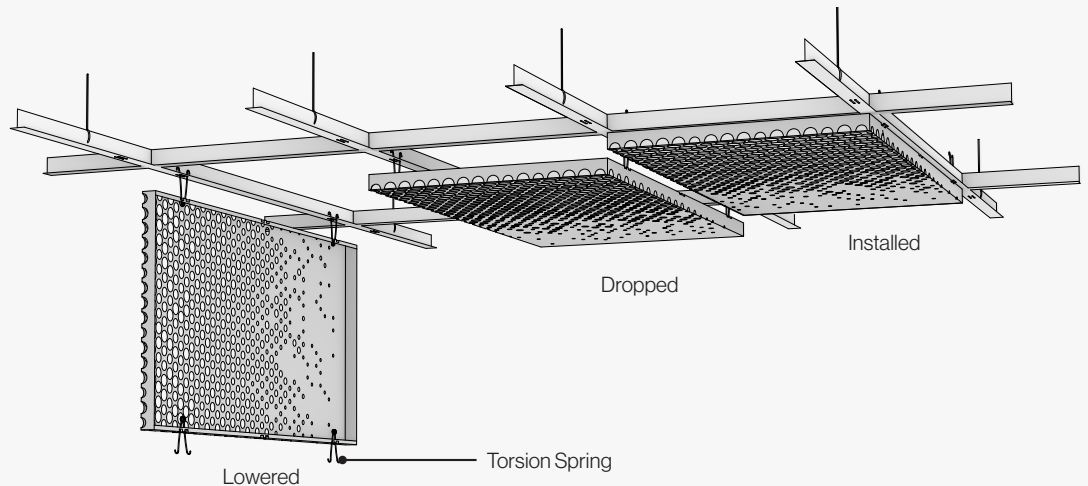
Torsion Spring Adapter Clip

Interested in using standard t-grid? Use our optional Torsion Spring Adapter Clip.



Attachment System - Ceiling

Torsion Spring clips allow for rapid install and easy access for maintenance above the grid post install.



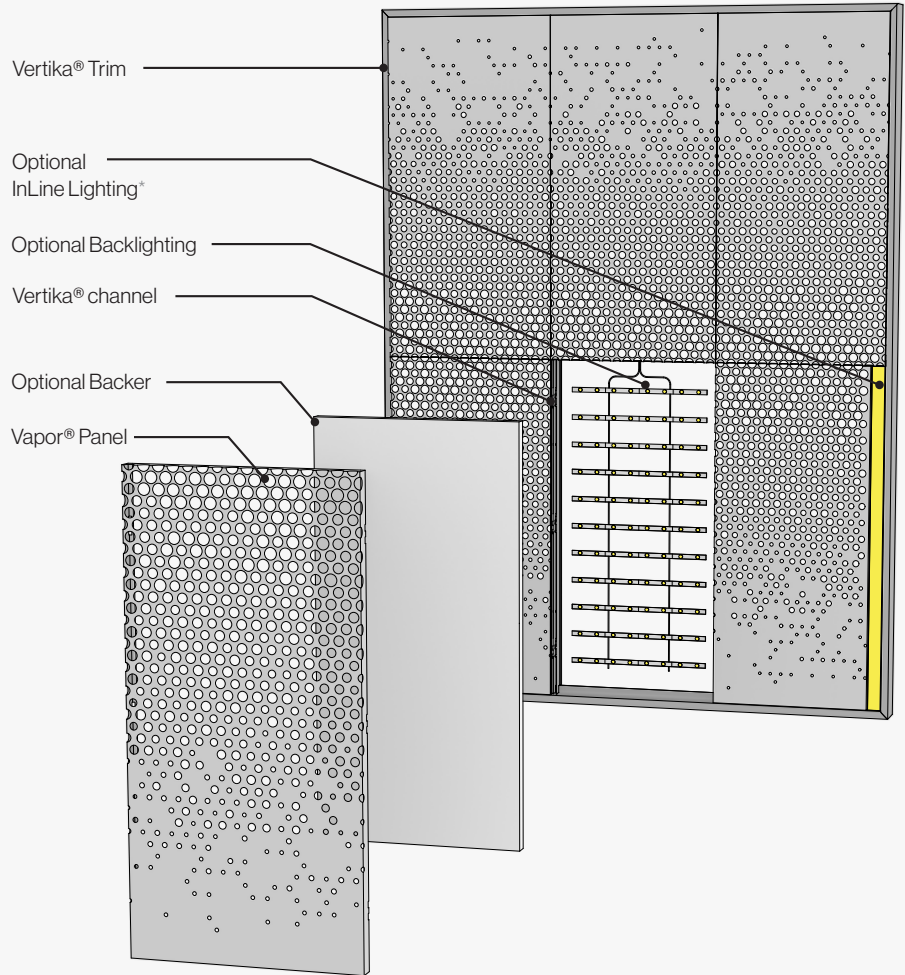
1 Understanding the System

Accessory Options - Wall

- Frosted light diffusing backer
- 1/2" acoustic backer
- Backlight
- InLine light

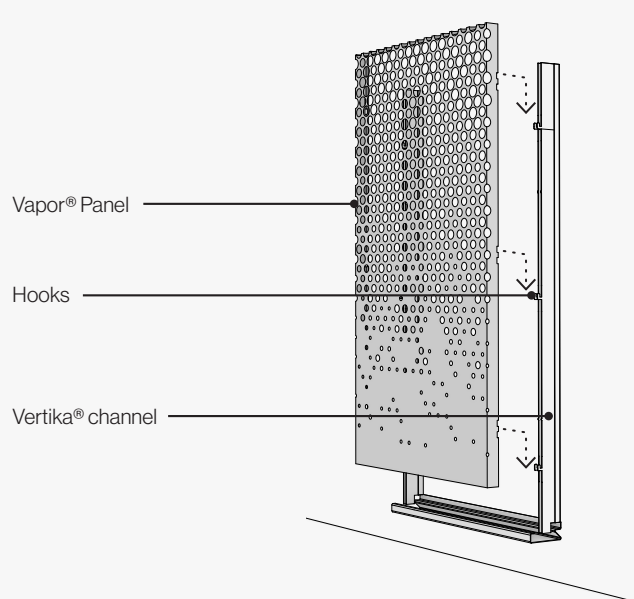
i Check out our Configuration examples on PAGE 10.

* A Specific Inline light panel is used to accommodate the width of the fixture within the 2' width.




Attachment System - Wall

Panels are easily installed or removed by sliding onto or lifting off from the system's Vertika® channel hooks.



2 Optional Accessories

Lighting



Backlighting


Arktura Backlighting allows you to fully illuminate your ceiling and wall panel installs, creating beautiful evenly lit surfaces. These fixtures are available in high and low output versions, both dimmable. See Backlighting specs details on PAGE 17.



InLine Lighting

Our InLine Light sits flush with the face of the panels while conveniently attaching to the bottom of the grid. The fixture is available in 4' and 8' lengths. A special side-light Vapor® panel allows the light to straddle its 4' edge while staying within a 24" overall width. See Inline Lighting specs details on PAGE 19.


Backers




Acoustic Backer

We offer various options of Soft Sound® panel inserts to achieve a variety of NRC ratings. Please refer to our True NRC® table of ratings.

 Illustrative images. Patterns may not match the product.

 Lighting powered by Arktura Driver. Refer to installation manual or contact your rep for more info.



Translucent Backer

Our proprietary light diffusing backers can be used to create a functional or decorative lighting effect in any space.

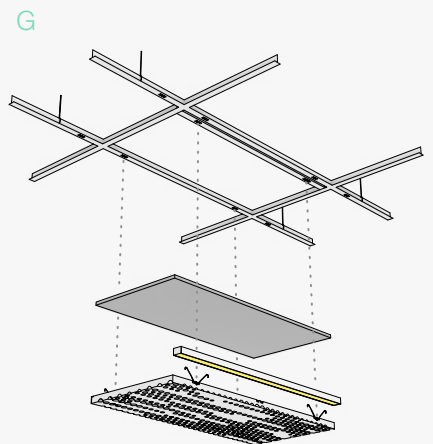
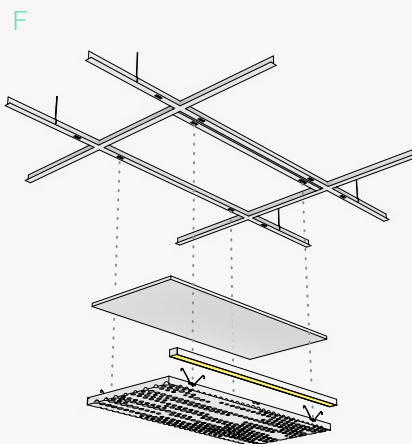
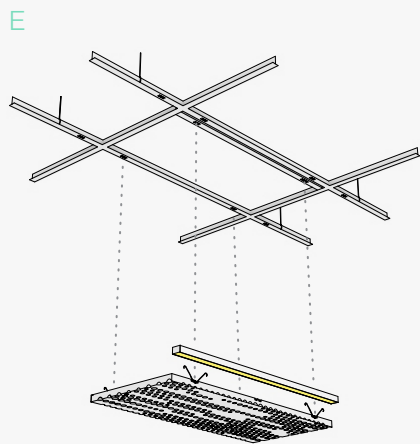
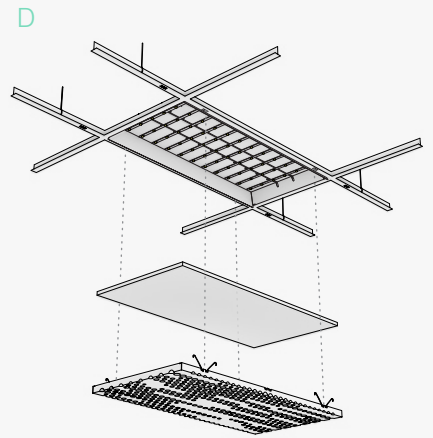
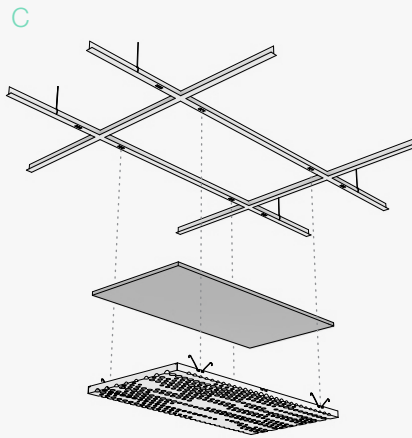
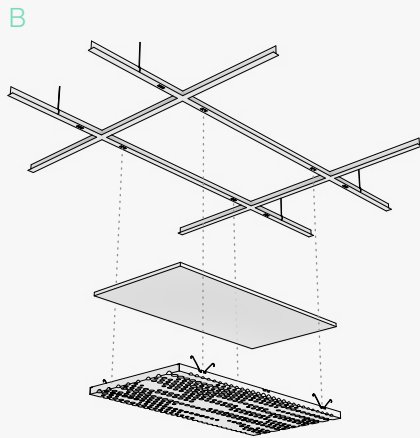
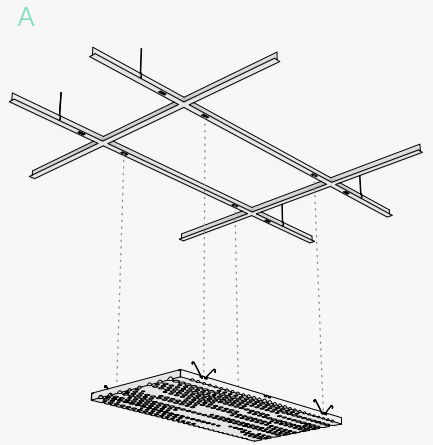
2 Optional Accessories

Possible Configurations

Refer to the chart and corresponding diagrams below for available configuration options.

	No Backer	Translucent Backer	Soft Sound® Backer
No light	A	B	C
Backlight		D	
InLine	E	F	G

i Looking to combine backlight with acoustic performance in the same panel?
Check out our VaporSoft® line.



3 Available Finishes

Panel Color

Powder Coat
Standard Finish
Inspired by our
Vivids Collection



Seaweed



Oasis



Mint



Tropica



Moonwalk




Berry



Ruby



Papaya



Lemonade




Pismo

Powder Coat
Standard Finish
Inspired by our
Elementals Collection



Garnet



Seaside



Haze



Seaglass



Harvest



Earthen



Cacao



Terra



Evergreen



Basalt

i All premium and standard finishes shown are designed for interior specifications. Products may be specified for exterior use, and with all treatments required by local code or facility, including custom color match or specialty finishes. Any changes to specification from interior standard or interior premium will result in a custom powder coat fee.

3 Available Finishes

Panel Color

Powder Coat
Standard Finish
Inspired by our
Essentials Collection



T-Grid White*
(Matte)




Arktura White
(Matte)




Brilliant White
(Gloss)




Silver Metallic
(Semi Gloss)



Jet Black
(Matte)



Aviator Gray
(Gloss)



Aviator Gray
(Matte)




Steel Gray



Shadow




Midnight




Coffee




Raw Umber



Caramel



Sandstone



Oat



Sunflower



Torch



Spirit Red
(Matte)



Azure




Blue Steel




Forest Green

Powder Coat
Premium Metallic
Finish




Chilled Champagne
(Semi Gloss)



Burnished Bronze
(Semi Gloss)

Custom Powder Colors

We offer premium non-stock RAL and custom color match options as well. Contact your sales rep for more information.



Non-stock
RAL



Non-stock
Metallic


* This color was designed to pair with Armstrong color "WH" grid and trim.

i All premium and standard finishes shown are designed for interior specifications. Products may be specified for exterior use, and with all treatments required by local code or facility, including custom color match or specialty finishes. Any changes to specification from interior standard or interior premium will result in a custom powder coat fee.

3 Available Finishes

Panel Color - Pure+FreeForm & Powder Coat

Metallic Patinas*
Premium




Hollywood Parisian Rust Hampton Brass Vintage Nickel

Metal Powder Coat Color



Slate Oxide Goldenrod Pewter

Metallic Wood Texture*
Premium



Roma Noce Rustic Timber Autumn Cherry Pearl White Oak Miele Maple

Metal Powder Coat Color



Mocha Terracota Gingerbread Flax Flax

* Pure + FreeForm trims are only available for Wall application. If the installation has a transition between wall and ceiling, Powder Coating must be used.

i All premium and standard finishes shown are designed for interior specifications. Products may be specified for exterior use, and with all treatments required by local code or facility, including custom color match or specialty finishes. Any changes to specification from interior standard or interior premium will result in a custom powder coat fee.

3 Available Finishes

Optional Translucent Backer


Polycarbonate
Available in interior and UV stable exterior options.




Frosted

Optional Soft Sound® Backer


Soft Sound® Vivids
Standard




Nori




Tidal




Seafoam




Bamboo




Cosmos




Plum




Azalea



Sorbet



Buttercream




Blush


Soft Sound® Elementals
Standard




Ube




Baltic




Caspian




Cortez




Honey




Sienna




Truffle



Morel



Cypress




Pebble

⚠ Due to the nature of non-woven materials, light may pass through Soft Sound® in any thickness or color. A translucent appearance is most apparent in lighter colors and thin material when a light source is present behind the material. Arktura makes no claims or warranties about the material performing as opaque in any circumstance. To verify a products performance for light transmittance, a mockup of the specific intended use is recommended.

3 Available Finishes


Optional Soft Sound® Backer

Soft Sound® Essentials
Standard



Soft Sound® Wood Texture
Premium

i As with natural wood, variation in color and grain is expected and grain will not align across panels.



! Due to the nature of non-woven materials, light may pass through Soft Sound® in any thickness or color. A translucent appearance is most apparent in lighter colors and thin material when a light source is present behind the material. Arktura makes no claims or warranties about the material performing as opaque in any circumstance. To verify a products performance for light transmittance, a mockup of the specific intended use is recommended.

4 Product Specifications & Certifications

System Specs

Panel Size (WxHxD)	2' x 4' x 1 1/2"
Material	Aluminum
Openness in Plan	33%
Fire Rating	ASTM E84 - Class A
Acoustics (with optional Soft Sound® backer)	TrueNRC® 0.85: Ceiling ; E-300 Method True NRC® 0.85: Wall ; F-70 Method (Values are approximate and comparable to Vapor® Element 3428 with 32% openness.)
Ceiling Attachment	Torsion Grid
Wall Attachment	Vertika® Wall (Refer to Vertika® Brochure)
Accessibility	Torsion Spring Hinge
Trimmability	Yes, per installation manual
Optional Accessories	Acoustic Backer, Translucent Backer, Backlight, InLine Light, Torsion Spring Adapter Clip

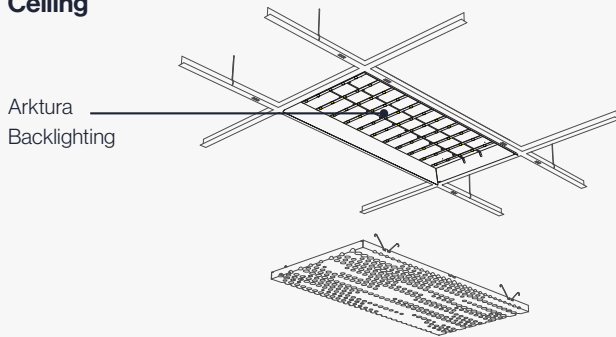
Patent Pending

Copyright © 2024-2025 Arktura LLC. All rights reserved.

Arktura Backlighting Specs

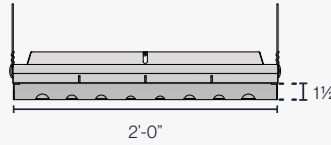
Available in dimmable low and high output variations, gives you the power to illuminate spaces and create dynamic visual effects.

Ceiling

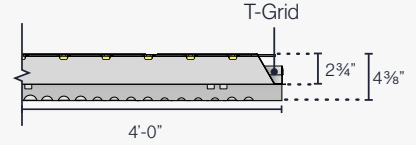


Sections - Ceiling

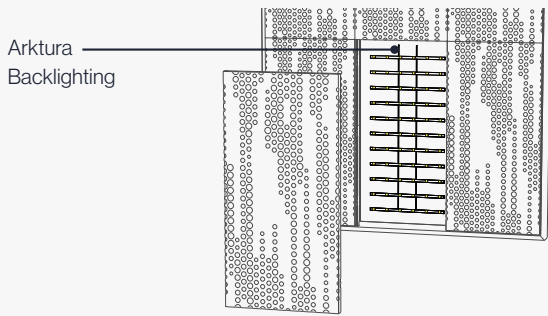
Front view



Side view

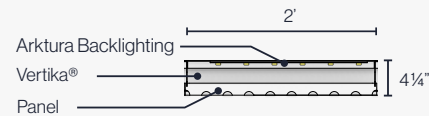


Vertika® Wall

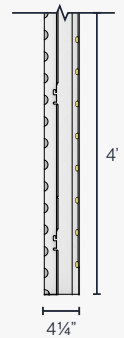


Sections - Wall

Top view



Side view



Specs

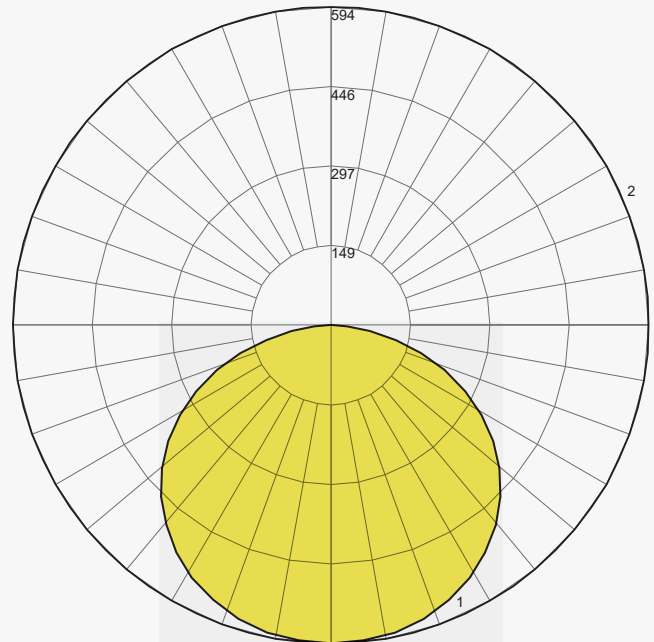
Product Features	Arktura Backlighting Eco 2x4 Panel	Arktura Backlighting 2x4 Panel
Power Consumption	18W 24VDC .75A	65W 24VDC 2.7A
Delivered Lumens	Please Reference Next Page for Specific Openness by Pattern	
CRI	90+	
Color Temperatures	3000K, 3500K, 4000K	
Size (LxWxD)	24"x48"x3 1/4"	
Optics/Beam Angle	160° Batwing Lens Per LED	
Operating Temperature	-20C - +50°C (-4F - +122°F)	
Dimming Options	TRIAC/Phase, ELV, MLV, 0-10V, 1-10V When Paired with Arktura LED Driver	
Emergency	50W Emergency Battery Kit AK-EB0001**	
Cable	Factory Installed Plenum Rated CL3P Cable, 16AWG 10ft Whip	
IP Rating	IP64	
Environment	Suitable for Wet, Damp or Dry locations	
Markings	ETL Listed, Complies with UL 2108 & CSA C22.2#250.13:2020 Ed.4+U1	
Lifetime	L70 - 50,000 hours	
Warranty	5 Years, Limited	

Photometric

Located At Horizontal Angle = 0, Vertical Angle = 0

1 - Vertical Plane Through Horizontal Angles (0 - 180) (Through Max. Cd.)

2 - Horizontal Cone Through Vertical Angle (0) (Through Max. Cd.)



* Represents a 40% Openness Pattern.

** Emergency battery kit sold separately.

Illustrative images.

Patterns may not match the product.

Arktura Backlighting % Open & Lumen Output

Backlighting % Open & Lumen Output

Product	% Open	18W Arktura Backlight Eco Lumen Output	65W Arktura Backlight Lumen Output
Vapor® Cora	68%	1176	3361
Vapor® Bloom	20%	400	1118
Vapor® Breeze	23%	457	1276
Vapor® Byte	6%	120	354
Vapor® Cluster Dense	40%	759	2124
Vapor® Cluster Sparse	10%	203	577
Vapor® Cumula	18%	362	1012
Vapor® Element 605	6%	120	354
Vapor® Element 3212	32%	621	1734
Vapor® Element 3428	34%	656	1833
Vapor® Frequency	10%	203	577
Vapor® Liana	17%	342	959
Vapor® Gradients	17%	342	959
Vapor® Sky	19%	381	1065
Vapor® Pixel	19%	381	1065
Vapor® Syntax	6%	120	354
Vapor® Trail	24%	476	1328
Vapor® Shift X	53%	965	2723
Vapor® Transit	10%	203	577
Vapor® Bond	7%	141	410
Vapor® Verve	14%	283	797
Vapor® Dappled	34%	656	1833
Vapor® Horizon	33%	639	1784
Vapor® Radia	34%	656	1833

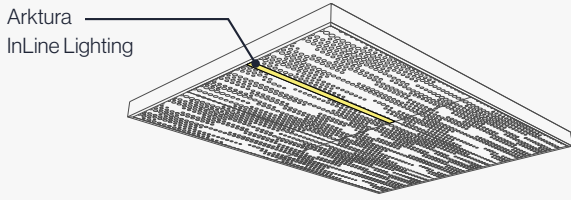
Product	% Open	18W Arktura Backlight Eco Lumen Output	65W Arktura Backlight Lumen Output
VaporSoft® Cluster Dense	40%	759	2124
VaporSoft® Cora	68%	1176	3361
VaporSoft® Trail	24%	476	1328
VaporSoft® Cluster Sparse	10%	203	577
Trace® Curved	55%	994	2811
Trace® Slide	8%	162	466
Trace® Skew	62%	1095	3112
Trace® Slant	43%	808	2266
Trace® Straight	54%	979	2767
Particle® Ion	5%	99	297
Particle® Code	9%	182	522
Particle® Phase	4%	78	241
Particle® Fuse	4%	78	241
Particle® Urban	10%	203	577
Delta Drop® 2x4 Full Pattern	12%	241	653
Delta Drop® 2x4 Half Pattern	7%	134	390
Delta Drop® 4x4 Full Pattern*	14%	538	1514
Delta Drop® 4x4 Half Pattern*	7%	268	779

* Delta Drop® 4x4 shown with two Light Fixtures per panel.

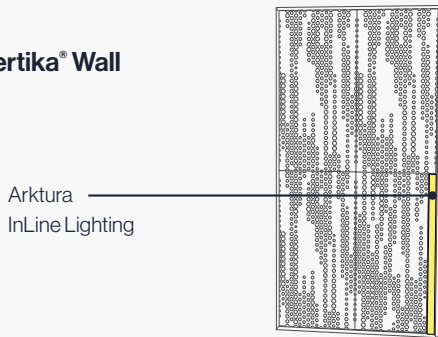
Arktura InLine Lighting Specs

Makes it easy to seamlessly integrate linear lighting into the design of your paneling.

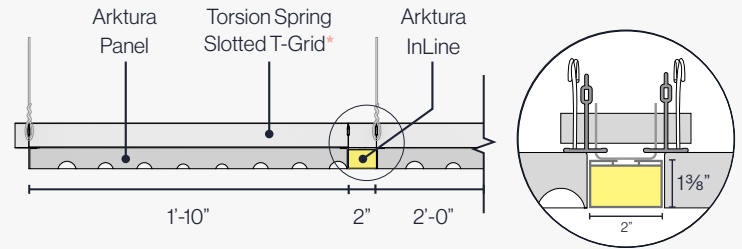
Ceiling



Vertika® Wall

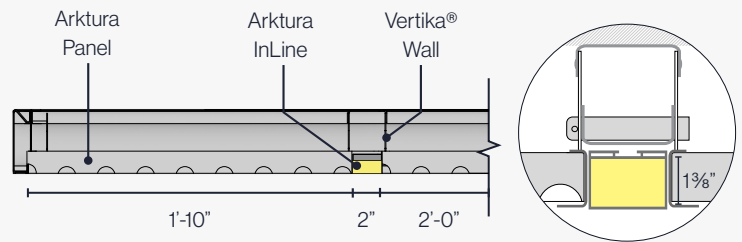


Elevations - Ceiling



*7301TS Prelude XL 12' HD Main Beam slotted for torsion spring.

Top View - Wall



Arktura InLine System

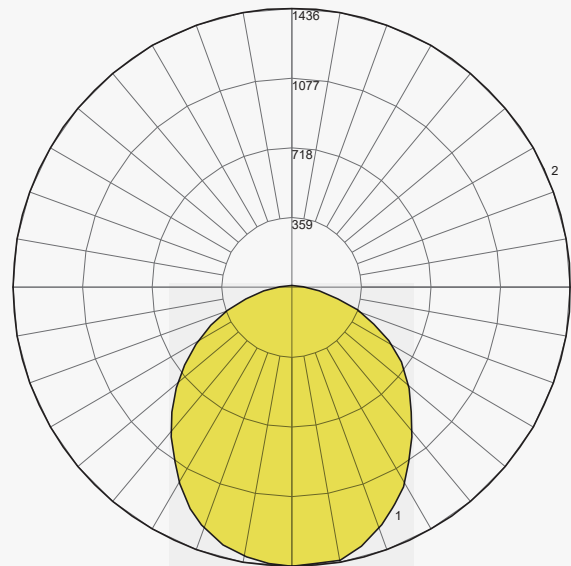
Description		W/ft	Fixture Watts	lm/ft	Fixture Lumens	LM/W*
4 Foot	Arktura InLine 3.5 W/ft - 4'	3.5	14	349	1396	102
	Arktura InLine 5W/ft - 4'	5	20	525	2100	114
	Arktura InLine 7W/ft - 4'	7	28	614	2457	98
	Arktura InLine 10W/ft - 4'	10	40	1021	4084	110
8 Foot	Arktura InLine 3.5W/ft - 8'	3.5	28	349	2792	102
	Arktura InLine 5W/ft - 8'	5	40	525	4200	114
	Arktura InLine 7W/ft - 8'	7	56	614	4914	98
	Arktura InLine 10W/ft - 8'	10	80	1021	8168	110

Side - Length Options



Photometric

Located At Horizontal Angle = 0, Vertical Angle = 0
 #1 - Vertical Plane Through Horizontal Angles (0 - 180) (Through Max. Cd.)
 #2 - Horizontal Cone Through Vertical Angle (0) (Through Max. Cd.)



Universal Specs

CRI	90+
Color Temperatures	3000K, 3500K, 4000K**
Operating Temperatures	-20C - +50°C (-4F - +122°F)
Dimming Options	TRIAC/Phase, ELV, MLV, 0-10V, When Paired with Arktura LED Driver
Emergency	50W Emergency Battery Kit AK-EB0001 ***
Cable	Factory Installed Plenum Rated CL3P Cable, 18AWG 4FT Cable
Environment	Indoor Locations Only
Markings	ETL Listed, Complies with UL 1598 & CSA C22.2#250.0:2021 Ed.5
Lifetime	L70 - 50,000 hours
Warranty	5 Years, Limited

* Efficiency at 3500K 90CRI

** Consult factory for custom color temperatures.

*** Emergency battery kit sold separately.

Illustrative images.

Patterns may not match the product.


Product Line

Design Options

Vapor® offers a growing library of metal panels in preconfigured seamlessly tileable patterns that can also be mixed and matched as desired. For additional acoustic performance, take a look at our Soft Sound® faced VaporSoft®.



VAPOR® TRAIL




VAPOR® PIXEL



VAPOR® CUMULA



VAPOR® BYTE




VAPOR® CLUSTER




VAPOR® SYNTAX




VAPOR® SHIFT



VAPOR® CORA




VAPOR® FREQUENCY



VAPOR® LIANA




VAPOR® SKY



VAPOR® GRADIENT

Product Line

Design Options




VAPOR® ELEMENT




VAPOR® BLOOM




VAPOR® BREEZE



VAPOR® SOLID




VAPOR® TRANSIT




VAPOR® VERVE



VAPOR® BOND



VAPOR® DAPPLED



VAPOR® HORIZON



VAPOR® RADIA